

0CK50-M00100EN

P R E F A C E

1. This parts catalog carries Yanmar skid-steer loader S270V-1.

2. Parts catalog history

		Parts catalog NO.	Published	Remarks
1st edition	Vehicle	0CK50-M00100	Dec., 2014	
	Engine	0CW10-M80900		

3. Your understanding is asking that this parts catalog is not a technical data manual setting forth as servicing procedures, This parts catalog is using simplified illustration.

Be sure to use Yanmar Genuine Parts in your maintenance servicing of Yanmar products.

Be careful not to use the simple parts available in the market, otherwise their use in repairing causes such as an early breakage, for instance.

Contents

0CK50-M00100

Fig. No.	Fig. Name	Fig. No.	Fig. Name
MAIN LOADER COMPONENT			
1.	CHASSIS	25.	HYDROSTATIC SYSTEM - WHEEL DRIVES(SINGLE-SPEED(DUAL JOYSTICK AND HAND/FOOT CONTROLS))
2.	CHASSIS(HVAC COMPLETING)	26.	HYDROSTATIC SYSTEM - WHEEL DRIVES(TWO-SPEED(DUAL JOYSTICK AND HAND/FOOT CONTROLS))
3.	CHASSIS(HVAC COMPLETING)	27.	HYDRAULICS - CHASSIS
4.	CHASSIS(HEATER-ONLY COMPLETING)	28.	HYDRAULICS - CHASSIS(RIDE CONTROL ASSEMBLY)
5.	GRILLE AND ENGINE COVER	29.	HYDRAULICS - CHASSIS(HYDRAULIC QUICK COUPLER HYDRAULICS)
6.	ROPS/FOPS STRUCTURE	30.	HYDRAULICS - CHASSIS(STANDARD AUXILIARY HYDRAULICS(HAND/FOOT AND DUAL JOYSTICK CONTROLS))
7.	ROPS/FOPS STRUCTURE(NON-HVAC ASSEMBLY)	31.	HYDRAULICS - CHASSIS(HIGH-FLOW AUXILIARY HYDRAULICS(DUAL JOYSTICK AND HAND/FOOT CONTROLS))
8.	ROPS/FOPS STRUCTURE(HVAC ASSEMBLY)	32.	HYDRAULICS - CHASSIS(HAND/FOOT AND DUAL JOYSTICK CONTROLS WITH SELF-LEVELING VALVE)
9.	ROPS/FOPS STRUCTURE(HEATER-ONLY ASSEMBLY)	33.	HYDRAULICS - CHASSIS(HAND/FOOT AND DUAL JOYSTICK CONTROLS WITHOUT SELF-LEVELING)
10.	RESTRAINT BAR	34.	HYDRAULICS - LIFT ARM(STANDARD HYDRAULICS)
11.	SEATS - STANDARD, NON-SUSPENSION AND SUSPENSION(NON-SUSPENSION SEAT)	35.	HYDRAULICS - LIFT ARM(HIGH-FLOW HYDRAULICS)
12.	SEATS - STANDARD, NON-SUSPENSION AND SUSPENSION(STANDARD AND AIR SUSPENSION SEAT)	36.	CONTROLS - LIFT/TILT AND TRACTION(HAND/FOOT CONTROLS)
13.	SEATS - STANDARD, NON-SUSPENSION AND SUSPENSION(SEATS SERVICE PARTS)	37.	CONTROLS - LIFT/TILT AND TRACTION(DUAL JOYSTICK CONTROLS)
14.	SEATS - SEAT BELT OPTION	38.	CONTROLS - ENGINE(DUAL JOYSTICK CONTROLS)
15.	SEATS - THREE-POINT RESTRAINT SEAT BELT OPTION	39.	CONTROLS - ENGINE(HIGH FLOW CONTROL)
16.	LIFT ARM	40.	ELECTRICAL - CHASSIS
17.	ATTACHMENT BRACKET(MANUAL QUICK COUPLER)	41.	ELECTRICAL - CHASSIS(RIDE CONTROL/TWO-SPEED ASSEMBLY)
18.	ATTACHMENT BRACKET(ACTUATOR GROUP)	42.	ELECTRICAL - ROPS/FOPS
19.	ATTACHMENT BRACKET(HYDRAULIC QUICK COUPLER COMPONENTS)	43.	ELECTRICAL - ROPS/FOPS(STANDARD LIGHT HARNESS)
20.	WHEEL DRIVES	44.	ELECTRICAL - ROPS/FOPS(STANDARD LIGHT HARNESS WITH SELF-LEVELING)
21.	WHEEL DRIVES(AXLE ASSEMBLY)	45.	ELECTRICAL - LIGHTS
22.	ENGINE	46.	ELECTRICAL - ENGINE
23.	AIR CLEANER AND EXHAUST	47.	TIRES
24.	RADIATOR/COOLER	48.	FOUR-POINT LIFT ASSEMBLY
		49.	SOUND SUPPRESSION(STANDARD)

Contents

0CK50-M00100

Fig. No. Fig. Name

- 50. LABEL(1)
- 51. LABEL(2)
- 52. LABEL(3)
- 53. LABEL(4)
- 54. LABEL(5)
- 55. LABEL(6)
- 56. LABEL(7)

HYDRAULIC COMPONENTS

- 57. LIFT CYLINDER
- 58. TILT CYLINDER
- 59. DRIVE MOTORS(SINGLE-SPEED)
- 60. DRIVE MOTORS(TWO-SPEED)
- 61. TANDEM PUMP(HAND/FOOT AND DUAL JOYSTICK PUMP)
- 62. TANDEM PUMP(HAND/FOOT AND DUAL JOYSTICK TANDEM PUMP / ENGINE END)
- 63. TANDEM PUMP(HAND/FOOT AND DUAL JOYSTICK TANDEM PUMP / GEAR PUMP END)
- 64. GEAR PUMP - SINGLE(STANDARD AUXILIARY)
- 65. GEAR PUMP - DOUBLE(HIGH-FLOW AUXILIARY)
- 66. SELF-LEVELING VALVE
- 67. LIFT AND TILT SOLENOID VALVE(VALVE)
- 68. LIFT AND TILT SOLENOID VALVE(VALVE)
- 69. SOLENOID VALVES - BRAKE, JOYSTICK SUPPLY AND BRAKE RELEASE(SINGLE-SPEED)
- 70. SOLENOID VALVES - BRAKE, JOYSTICK SUPPLY AND BRAKE RELEASE(TWO-SPEED)
- 71. SOLENOID VALVES - BRAKE, JOYSTICK SUPPLY AND BRAKE RELEASE(JOYSTICK SUPPLY)
- 72. MAIN CONTROL VALVE(STANDARD CONTROL VALVE - HAND/FOOT AND DUAL JOYSTICK CONTROLS)

Fig. No. Fig. Name

- 73. MAIN CONTROL VALVE(HIGH-FLOW CONTROL VALVE - HAND/FOOT AND DUAL JOYSTICK CONTROLS)
- 74. RIDE CONTROL MANIFOLD
- 75. HEATER HOUSING AND HVAC HOUSING ASSEMBLY
- 76. CONDENSOR ASSEMBLY
- 77. FOOT VALVE

KITS AND ACCESSORIES

- 78. BACKUP ALARM KIT
- 79. SIDE WINDOW KIT
- 80. REARVIEW MIRROR KIT
- 81. CAB DOOR KIT
- 82. CAB DOOR KIT(DOOR COMPLETING PACKAGE)
- 83. AM/FM RADIO KIT
- 84. HEATER KIT
- 85. HEATER KIT
- 86. HEATER KIT
- 87. HEATER KIT(COMPLETING PARTS)
- 88. HEATER KIT(HOUSING SERVICE PARTS)
- 89. IMPACT-RESISTANT DOOR KIT
- 90. ELECTRICAL - 14-PIN AUXILIARY CONNECTOR
- 91. BRAKE RELEASE
- 92. WARNING LAMP KIT
- 93. REAR WIPER KIT
- 94. FLASHER KIT
- 95. AUXILIARY COUPLER SERVICE KITS

Contents

0CK50-M00100

Fig. No. Fig. Name

96. HYDRAULIC QUICK COUPLER KIT

97. HYDRAULIC QUICK COUPLER KIT

98. COMPLETING KIT FOR HYDRAULIC QUICK COUPLER KIT

99. ENGINE BLOCK HEATER KIT

100. SINGLE-POINT LIFT KIT

101. FOUR-POINT LIFT KIT

102. COUNTERWEIGHT KIT(S270V-1 MODELS)

Fig. No. Fig. Name

Fig.1. CHASSIS

(A)=S270V-1

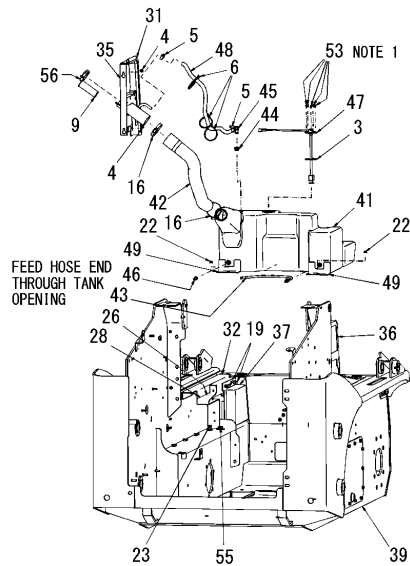
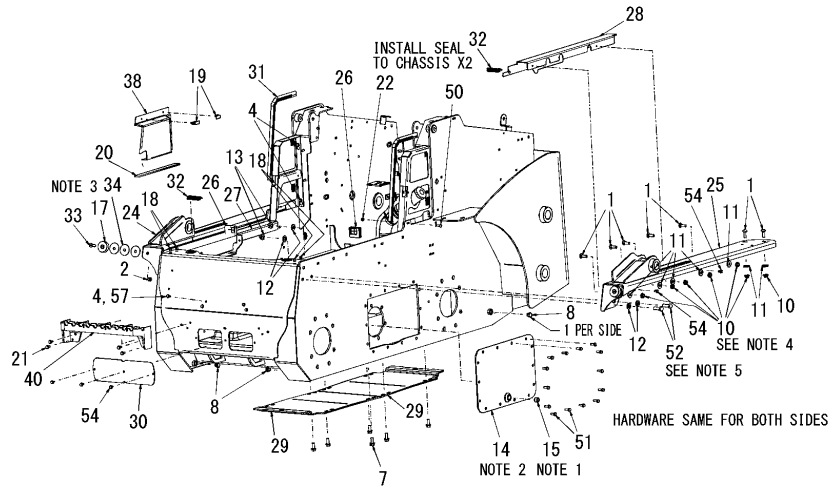
(B)=

(C)=

(D)=

(E)=

(F)=



- NOTES:
 1. APPLY PIPE THREAD SEALANT
 2. APPLY OIL-RESISTANT RTV
 3. SHIM AS REQUIRED
 4. TORQUE TO 105 FT/LBS
 5. TORQUE TO 220 FT/LBS

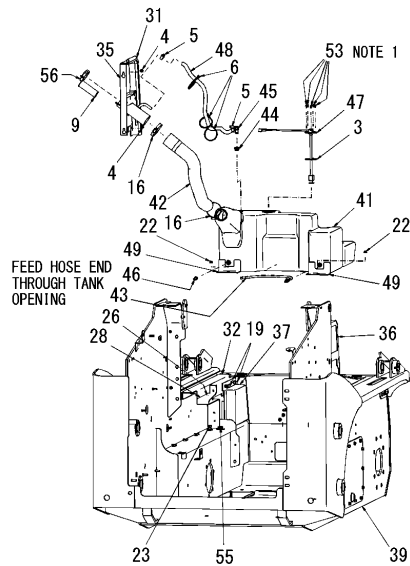
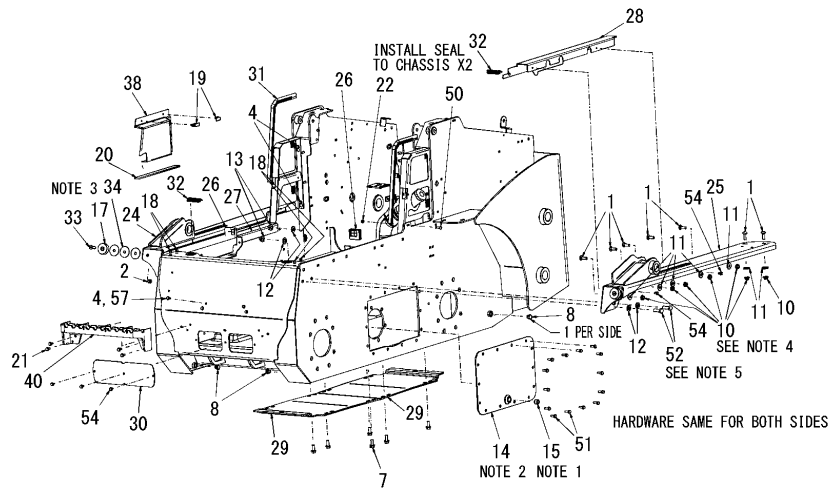
No.	Lev.	Parts No.	Description	Q'ty						I	R
				(A)	(B)	(C)	(D)	(E)	(F)		
1	1	172218-05930	BOLT	14							
2	1	172551-00290	NUT	2							
3	1	172216-00210	GASKET, FUEL SENDER	1							
4	1	172551-00610	SCREW	8							
5	1	172551-00650	CLAMP	2							
6	1	172215-00480	TIE, CABLE	3							
7	1	172215-00510	SCREW	6							
8	1	172215-00620	PLUG	4							
9	1	172216-01240	STRAINER, FUEL FILL	1							
10	1	172215-00710	NUT	14							
11	1	172216-01770	WASHER	14							
12	1	172216-02040	WASHER	8							
13	1	172216-02110	NUT	4							
14	1	172217-00300	COVER ASSY	2							
15	1	172551-02190	PLUG	2							
16	1	172215-01560	CLAMP	2							
17	1	172215-01720	STOP, DOWN	2							
18	1	172216-05270	PLUG, HOLE	4							
19	1	172216-05820	LATCH, SWELL	4							
20	1	172216-06260	STRIP, FOAM	2							
21	1	172216-06810	SCREW	4							
22	1	172215-06620	NUT	8							
23	1	172215-07170	BREATHER	2							
24	1	172218-00860	FENDER, T-LINK R	1							
25	1	172218-00870	FENDER, T-LINK L	1							
26	1	172218-00890	PLUG, PASS THROUGH	2							
27	1	172218-01140	FILLER, ROPS RIGHT	1							
28	1	172218-01150	FILLER, ROPS LEFT	1							
29	1	172218-01340	BELLY PAN	2							
30	1	172218-02540	COVER, CLEAN-OUT	1							
31	1	172218-04500	SEAL, BULB 90	2							
32	1	172218-04880	SEAL, FILLER PLATE	2							
33	1	172215-07710	SCREW	2							
34	1	172215-08690	SHIM	6							
35	1	172218-06650	CASE, SIDE COVER L	1							
36	1	172216-12630	COVER, SIDE R	1							
37	1	172216-12650	COVER, LOWER LEFT	1							
38	1	172216-12660	COVER, LOWER RIGHT	1							
39	1	172218-06660	WELDMENT, CHASSIS	1							
40	1	172216-12740	STEP	1							
41	1	172218-06670	TANK, FUEL	1							
42	1	172218-06680	HOSE	1							
43	1	172218-06690	PICK UP ASSY, FUEL	1							
44	1	172218-06700	GROMMET, TANK	1							
45	1	172218-06710	FITTING	1							
46	1	172218-06720	FITTING	1							
47	1	172218-06730	SENDER, FUEL	1							
48	1	172218-06740	TUBE, FUEL VENT	1							
49	1	172218-06750	BRACE, REAR FUEL TANK	2							
50	1	172215-02820	BOLT	2							
51	1	172216-09500	SCREW	28							

Remarks
 (1) Back side.

Fig.1. CHASSIS

(A)=S270V-1
(B)=
(C)=

(D)=
(E)=
(F)=

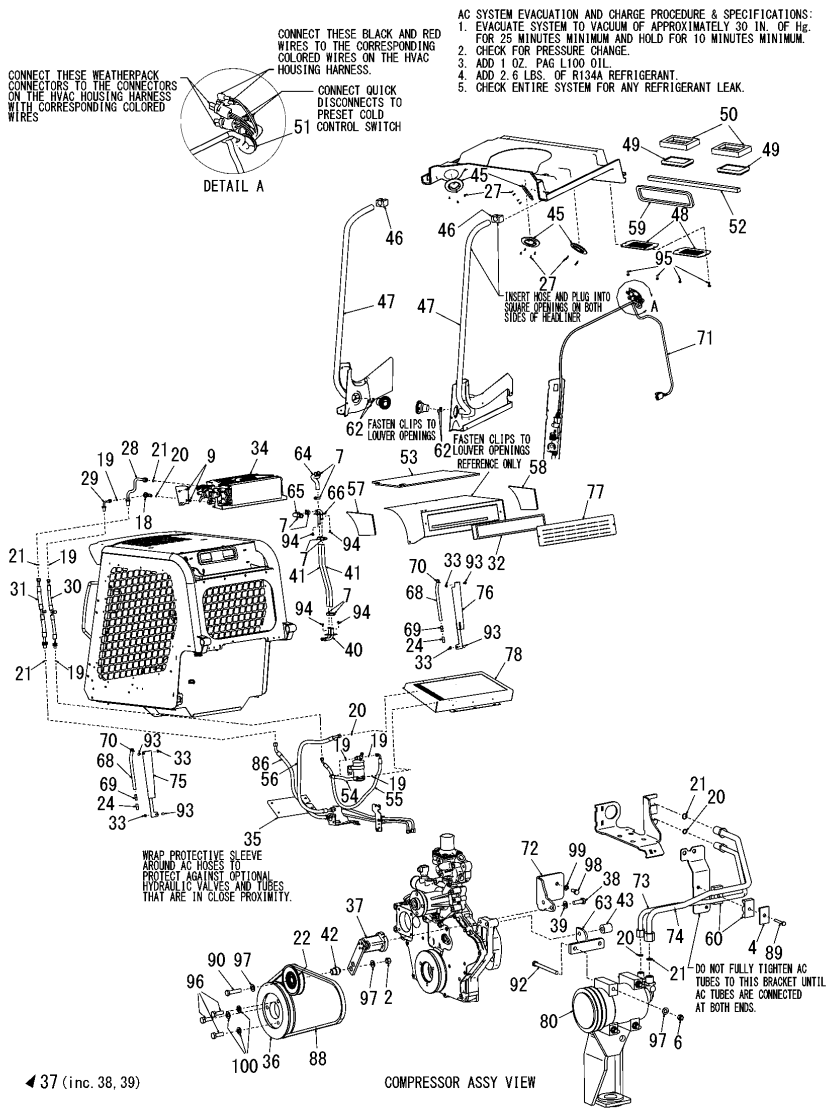


- NOTES:
1. APPLY PIPE THREAD SEALANT
2. APPLY OIL-RESISTANT RTV
3. SHIM AS REQUIRED
4. TORQUE TO 105 FT/LBS
5. TORQUE TO 220 FT/LBS

No.	Lev.	Parts No.	Description	Q'ty						I	R
				(A)	(B)	(C)	(D)	(E)	(F)		
52	1	172218-05030	SCREW	4							
53	1	172218-06760	SCREW	5							
54	1	172215-03150	SCREW	7							
55	1	172218-06770	PLUG	2							
56	1	172216-01250	CAP, FUEL TANK	1							
57	1	172215-06620	NUT	4							1

Remarks
(1) Back side.

Fig.2. CHASSIS(HVAC COMPLETING)



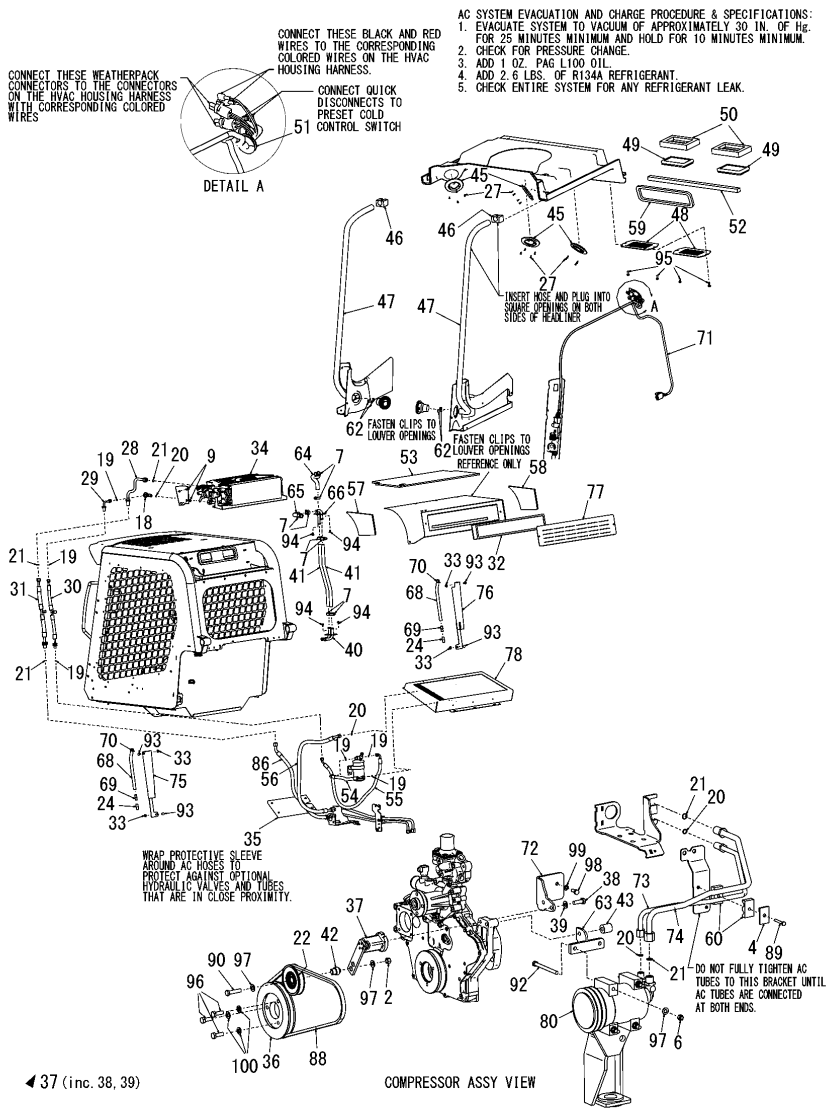
(A)=S270V-1
(B)=
(C)=

(D)=
(E)=
(F)=

No.	Lev.	Parts No.	Description	Q'ty						I	R
				(A)	(B)	(C)	(D)	(E)	(F)		
1	1	172551-00120	TIE, CABLE	6							
2	1	172551-00280	NUT	1							
3	1	172215-00320	CLAMP	1							
4	1	172551-00510	PLATE	1							
5	1	172551-00720	NUT	2							
6	1	172216-00490	NUT	4							
7	1	172551-00760	CLAMP	14							
8	1	172551-00840	FITTING	2							
9	1	172551-01060	NUT	6							
10	1	172216-01590	NUT	2							
11	1	172551-01270	CLAMP	1							
12	1	172215-00740	KNOB	1							
13	1	172551-01280	SWITCH, HEATER	1							
14	1	172551-01590	FLANGE	3							
15	1	172551-01680	RECEIVER DRIER	1							
16	1	172551-01690	CLAMP	1							
17	1	172551-01710	SWITCH, BINARY	1							
18	1	172216-02670	VALVE, EXPANSION, AC	1							
19	1	172551-01730	O-RING	6							
20	1	172551-01740	O-RING	4							
21	1	172551-01750	O-RING	5							
22	1	172551-01831	PULLEY W/BEARING	1							
23	1	172551-02270	FITTING	1							
24	1	172216-04240	CAP, DRIP	2							
25	1	172551-02380	MODULE, A/C CONTROL	1							
26	1	172217-01170	FITTING	1							
27	1	172216-06750	SCREW	16							
28	1	172218-00630	TUBE, AC	1							
29	1	172218-00640	TUBE, AC	1							
30	1	172218-00650	HOSE	1							
31	1	172218-00660	HOSE	1							
32	1	172551-00010	FILTER, FRESH AIR	1							
33	1	172215-06620	NUT	6							
34	1	172218-00770	HOUSING ASSY, HVAC	1							1
35	1	172216-12800	PAD, INSULATION	1							
36	1	172551-02880	PULLEY, CRANKSHAFT	1							
37	1	172551-02891	TENSIONER	1							
38	2	172551-10060	SCREW	1							
39	2	172551-10480	WASHER	1							
40	1	172218-01110	PLATE, HEATER TUBES	1							
41	1	172218-01120	HOSE, HEATER	2							
42	1	172551-02910	SPACER, PULLEY	1							
43	1	172216-07890	SPACER, ALTERNATOR	1							
44	1	172216-07930	RELAY, SEALED	1							
45	1	172218-02170	VENT	4							
46	1	172218-02330	PLUG, TUBE	2							
47	1	172218-02340	TUBE, FORWARD HVAC	2							
48	1	172218-02810	COVER, RECIRC	2							
49	1	172551-03090	FILTER, AIR	2							
50	1	172218-02820	PAD, SEALING FILTER	2							
51	1	172218-02880	GROMMET	1							

Remarks
* Illustration is continuous from Fig.2 to 3.
(1) For breakdown see Fig.No.75.

Fig.2. CHASSIS(HVAC COMPLETING)



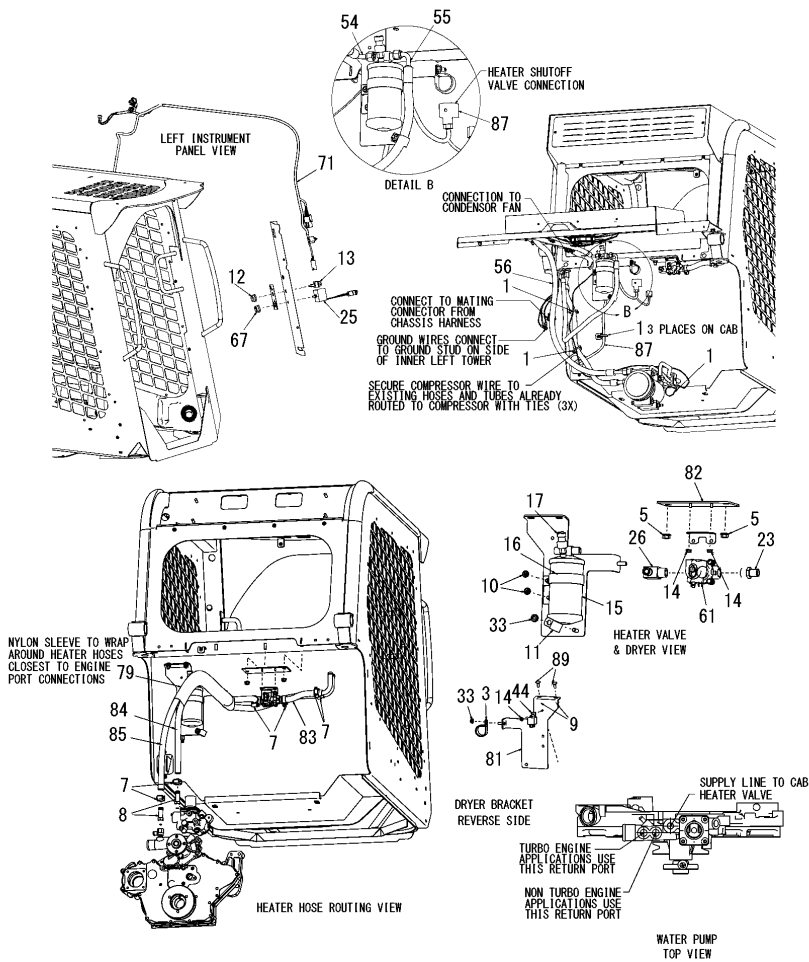
(A)=S270V-1
 (B)=
 (C)=

(D)=
 (E)=
 (F)=

No.	Lev.	Parts No.	Description	Q'ty						I	R
				(A)	(B)	(C)	(D)	(E)	(F)		
52	1	172218-02890	PAD	1							
53	1	172218-02970	PAD, HOUSING TOP	1							
54	1	172218-03260	HOSE	1							
55	1	172218-03290	HOSE	1							
56	1	172218-03410	HOSE	1							
57	1	172218-03450	PAD, HOUSING LEFT	1							
58	1	172218-03460	PAD, HOUSING RIGHT	1							
59	1	172218-03480	PAD, HEADLINER SEAL	1							
60	1	172551-03120	CLAMP	2							
61	1	172218-03840	VALVE, SOLENOID	1							
62	1	172218-03950	CLIP, HOSE RETAINING	4							
63	1	172216-08290	BRACKET, COMPRESSOR	1							
64	1	172218-04180	HOSE, MOLDED HEATER	1							
65	1	172218-04190	HOSE, MOLDED HEATER	1							
66	1	172218-04200	TUBE, HEATER	1							
67	1	172218-04490	KNOB, TEMP CONTROL	1							
68	1	172218-04670	TUBE, DRAIN HVAC	2							
69	1	172218-04730	HOSE	2							
70	1	172218-04860	CLAMP	2							
71	1	172218-05760	HARNESS, HVAC CAB	1							
72	1	172216-12820	BRACKET, TENSIONER	1							
73	1	172216-12830	TUBE, AC H- PRESSURE	1							
74	1	172216-12840	TUBE, AC L- PRESSURE	1							
75	1	172218-06370	COVER, DRAIN HVAC, L	1							
76	1	172218-06380	COVER, DRAIN HVAC, R	1							
77	1	172218-06390	PLATE, COVER	1							
78	1	172218-06411	ASSY, CONDENSER	1							
79	1	172216-12920	SLEEVE	1							
80	1	172216-12940	COMPRESSOR, A-C	1							
81	1	172218-06780	BRACKET ASSY, MOUNT	1							
82	1	172218-06790	BRACKET ASSY, VALVE	1							
83	1	172218-06800	HOSE	1							
84	1	172218-06810	HOSE	1							
85	1	172218-06820	HOSE	1							
86	1	172218-06830	HOSE	1							
87	1	172218-06840	HARNESS, HVAC CHASSIS	1							
88	1	172218-06850	BELT, AC	1							
89	1	172551-09450	SCREW	1							
90	1	172551-09630	SCREW	1							
91	1	172551-09720	BOLT	2							
92	1	172216-09450	SCREW	4							
93	1	172218-05000	BOLT	4							
94	1	172215-03110	SCREW	4							
95	1	172551-10010	SCREW	4							
96	1	172551-10060	SCREW	3							
97	1	172551-10400	WASHER	6							
98	1	172215-03360	SCREW	1							
99	1	172215-03380	WASHER	1							
100	1	172216-09850	WASHER	3							

Remarks
 * Illustration is continuous from Fig.2 to 3.
 (1) For breakdown see Fig.No.75.

Fig.3. CHASSIS(HVAC COMPLETING)



(A)=S270V-1
(B)=
(C)=

(D)=
(E)=
(F)=

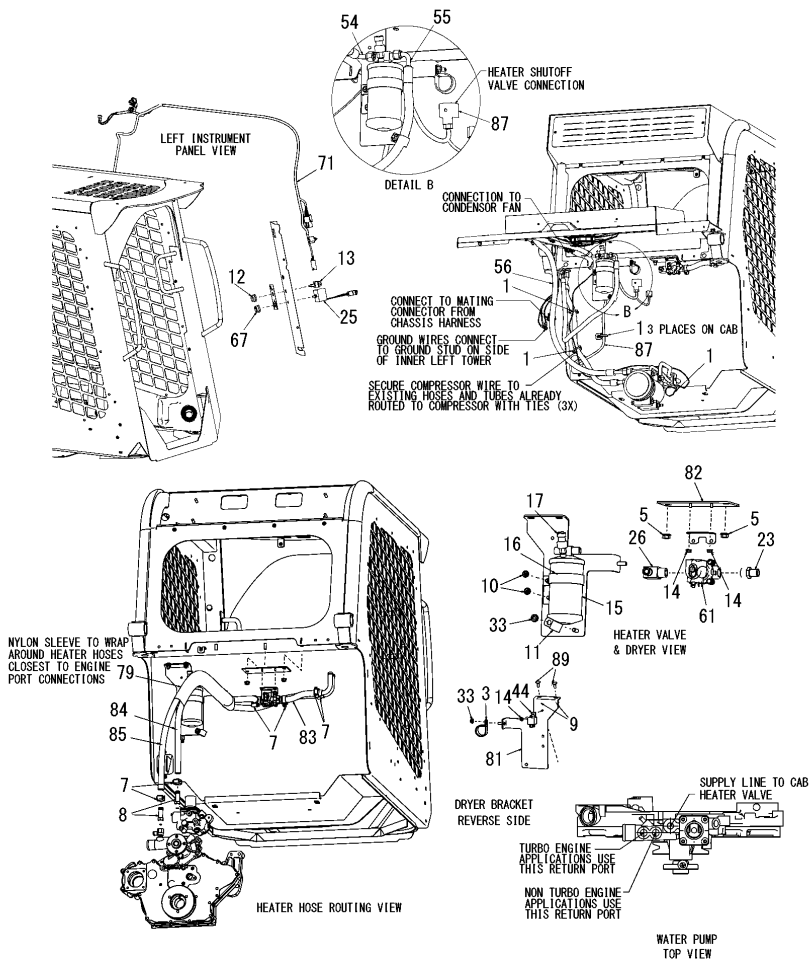
No.	Lev.	Parts No.	Description	Q'ty						I	R
				(A)	(B)	(C)	(D)	(E)	(F)		
1	1	172551-00120	TIE, CABLE	6							
2	1	172551-00280	NUT	1							
3	1	172215-00320	CLAMP	1							
4	1	172551-00510	PLATE	1							
5	1	172551-00720	NUT	2							
6	1	172216-00490	NUT	4							
7	1	172551-00760	CLAMP	14							
8	1	172551-00840	FITTING	2							
9	1	172551-01060	NUT	6							
10	1	172216-01590	NUT	2							
11	1	172551-01270	CLAMP	1							
12	1	172215-00740	KNOB	1							
13	1	172551-01280	SWITCH, HEATER	1							
14	1	172551-01590	FLANGE	3							
15	1	172551-01680	RECEIVER DRIER	1							
16	1	172551-01690	CLAMP	1							
17	1	172551-01710	SWITCH, BINARY	1							
18	1	172216-02670	VALVE, EXPANSION, AC	1							
19	1	172551-01730	O-RING	6							
20	1	172551-01740	O-RING	4							
21	1	172551-01750	O-RING	5							
22	1	172551-01831	PULLEY W/BEARING	1							
23	1	172551-02270	FITTING	1							
24	1	172216-04240	CAP, DRIP	2							
25	1	172551-02380	MODULE, A/C CONTROL	1							
26	1	172217-01170	FITTING	1							
27	1	172216-06750	SCREW	16							
28	1	172218-00630	TUBE, AC	1							
29	1	172218-00640	TUBE, AC	1							
30	1	172218-00650	HOSE	1							
31	1	172218-00660	HOSE	1							
32	1	172551-00010	FILTER, FRESH AIR	1							
33	1	172215-06620	NUT	6							
34	1	172218-00770	HOUSING ASSY, HVAC	1							1
35	1	172216-12800	PAD, INSULATION	1							
36	1	172551-02880	PULLEY, CRANKSHAFT	1							
37	1	172551-02891	TENSIONER	1							
38	2	172551-10060	SCREW	1							
39	2	172551-10480	WASHER	1							
40	1	172218-01110	PLATE, HEATER TUBES	1							
41	1	172218-01120	HOSE, HEATER	2							
42	1	172551-02910	SPACER, PULLEY	1							
43	1	172216-07890	SPACER, ALTERNATOR	1							
44	1	172216-07930	RELAY, SEALED	1							
45	1	172218-02170	VENT	4							
46	1	172218-02330	PLUG, TUBE	2							
47	1	172218-02340	TUBE, FORWARD HVAC	2							
48	1	172218-02810	COVER, RECIRC	2							
49	1	172551-03090	FILTER, AIR	2							
50	1	172218-02820	PAD, SEALING FILTER	2							
51	1	172218-02880	GROMMET	1							

Remarks

* Illustration is continuous from Fig.2 to 3.

(1) For breakdown see Fig.No.75.

Fig.3. CHASSIS(HVAC COMPLETING)



(A)=S270V-1

(B)=

(C)=

(D)=

(E)=

(F)=

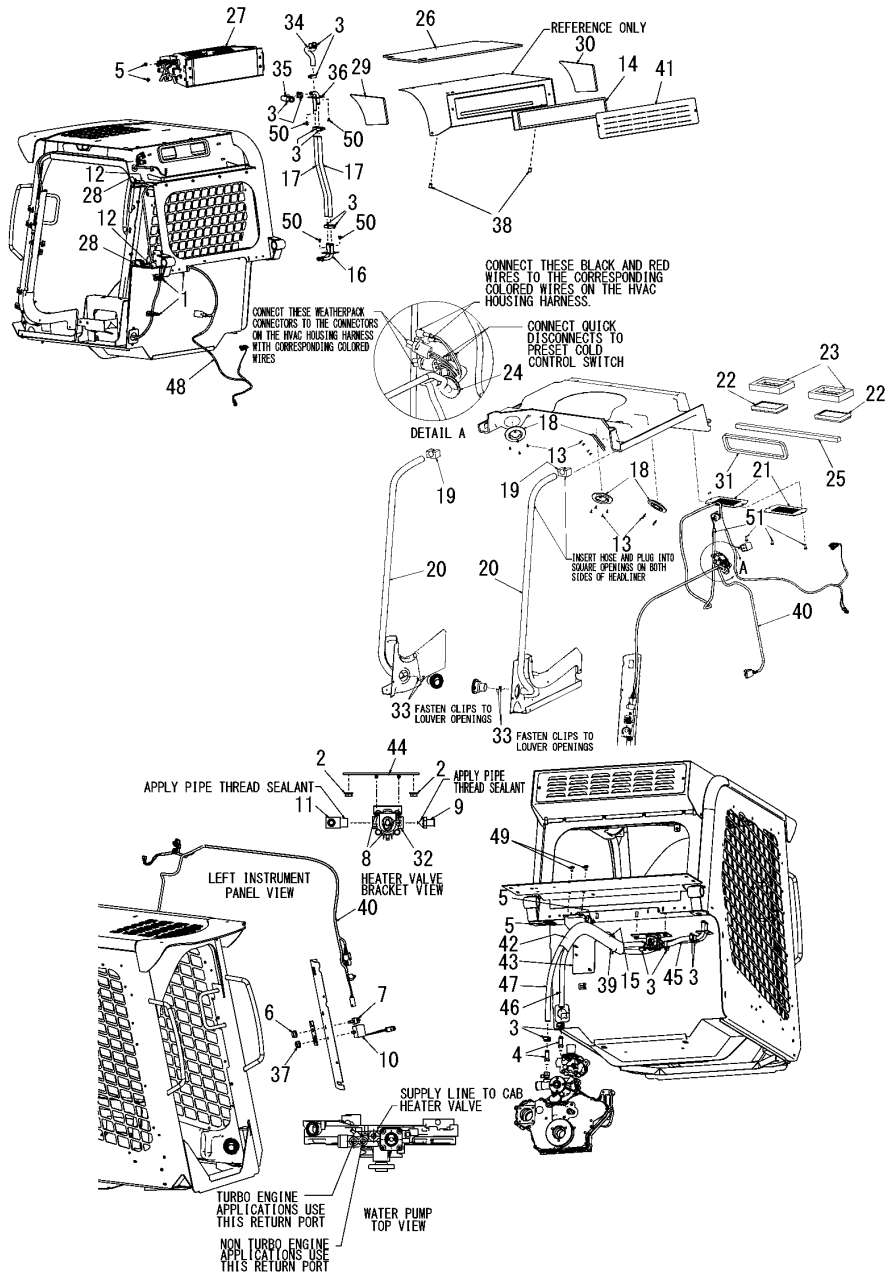
No.	Lev.	Parts No.	Description	Q'ty						I	R
				(A)	(B)	(C)	(D)	(E)	(F)		
52	1	172218-02890	PAD	1							
53	1	172218-02970	PAD, HOUSING TOP	1							
54	1	172218-03260	HOSE	1							
55	1	172218-03290	HOSE	1							
56	1	172218-03410	HOSE	1							
57	1	172218-03450	PAD, HOUSING LEFT	1							
58	1	172218-03460	PAD, HOUSING RIGHT	1							
59	1	172218-03480	PAD, HEADLINER SEAL	1							
60	1	172551-03120	CLAMP	2							
61	1	172218-03840	VALVE, SOLENOID	1							
62	1	172218-03950	CLIP, HOSE RETAINING	4							
63	1	172216-08290	BRACKET, COMPRESSOR	1							
64	1	172218-04180	HOSE, MOLDED HEATER	1							
65	1	172218-04190	HOSE, MOLDED HEATER	1							
66	1	172218-04200	TUBE, HEATER	1							
67	1	172218-04490	KNOB, TEMP CONTROL	1							
68	1	172218-04670	TUBE, DRAIN HVAC	2							
69	1	172218-04730	HOSE	2							
70	1	172218-04860	CLAMP	2							
71	1	172218-05760	HARNESS, HVAC CAB	1							
72	1	172216-12820	BRACKET, TENSIONER	1							
73	1	172216-12830	TUBE,AC H- PRESSURE	1							
74	1	172216-12840	TUBE,AC L- PRESSURE	1							
75	1	172218-06370	COVER, DRAIN HVAC, L	1							
76	1	172218-06380	COVER, DRAIN HVAC, R	1							
77	1	172218-06390	PLATE, COVER	1							
78	1	172218-06411	ASSY, CONDENSER	1							
79	1	172216-12920	SLEEVE	1							
80	1	172216-12940	COMPRESSOR, A-C	1							
81	1	172218-06780	BRACKET ASSY, MOUNT	1							
82	1	172218-06790	BRACKET ASSY, VALVE	1							
83	1	172218-06800	HOSE	1							
84	1	172218-06810	HOSE	1							
85	1	172218-06820	HOSE	1							
86	1	172218-06830	HOSE	1							
87	1	172218-06840	HARNESS, HVAC CHASSIS	1							
88	1	172218-06850	BELT, AC	1							
89	1	172551-09450	SCREW	1							
90	1	172551-09630	SCREW	1							
91	1	172551-09720	BOLT	2							
92	1	172216-09450	SCREW	4							
93	1	172218-05000	BOLT	4							
94	1	172215-03110	SCREW	4							
95	1	172551-10010	SCREW	4							
96	1	172551-10060	SCREW	3							
97	1	172551-10400	WASHER	6							
98	1	172215-03360	SCREW	1							
99	1	172215-03380	WASHER	1							
100	1	172216-09850	WASHER	3							

Remarks

* Illustration is continuous from Fig.2 to 3.

(1) For breakdown see Fig.No.75.

Fig.4. CHASSIS(HEATER-ONLY COMPLETING)



(A)=S270V-1

(B)=

(C)=

(D)=

(E)=

(F)=

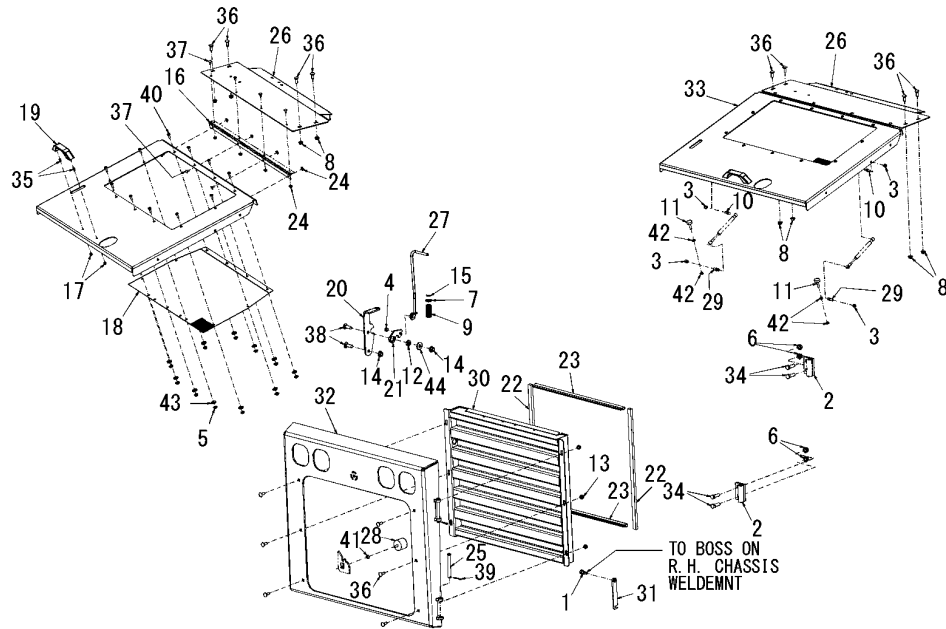
No.	Lev.	Parts No.	Description	Q'ty						I	R
				(A)	(B)	(C)	(D)	(E)	(F)		
1	1	172551-00120	TIE, CABLE	3							
2	1	172551-00720	NUT	2							
3	1	172551-00760	CLAMP	14							
4	1	172551-00840	FITTING	2							
5	1	172551-01060	NUT	6							
6	1	172215-00740	KNOB	1							
7	1	172551-01280	SWITCH, HEATER	1							
8	1	172551-01590	FLANGE	2							
9	1	172551-02270	FITTING	1							
10	1	172551-02380	MODULE, A/C CONTROL	1							
11	1	172217-01170	FITTING	1							
12	1	172551-02430	PLUG	2							
13	1	172216-06750	SCREW	16							
14	1	172551-00010	FILTER, FRESH AIR	1							
15	1	172215-06620	NUT	1							
16	1	172218-01110	PLATE, HEATER TUBES	1							
17	1	172218-01120	HOSE, HEATER	2							
18	1	172218-02170	VENT	4							
19	1	172218-02330	PLUG, TUBE	2							
20	1	172218-02340	TUBE, FORWARD HVAC	2							
21	1	172218-02810	COVER, RECIRC	2							
22	1	172551-03090	FILTER, AIR	2							
23	1	172218-02820	PAD, SEALING FILTER	2							
24	1	172218-02880	GROMMET	1							
25	1	172218-02890	PAD	1							
26	1	172218-02970	PAD, HOUSING TOP	1							
27	1	172218-03430	HOSING ASSY, HEATER	1							1
28	1	172551-03110	GROMMET	2							
29	1	172218-03450	PAD, HOUSING LEFT	1							
30	1	172218-03460	PAD, HOUSING RIGHT	1							
31	1	172218-03480	PAD, HEADLINER SEAL	1							
32	1	172218-03840	VALVE, SOLENOID	1							
33	1	172218-03950	CLIP, HOSE RETAINING	4							
34	1	172218-04180	HOSE, MOLDED HEATER	1							
35	1	172218-04190	HOSE, MOLDED HEATER	1							
36	1	172218-04200	TUBE, HEATER	1							
37	1	172218-04490	KNOB, TEMP CONTROL	1							
38	1	172218-04740	CAP, TUBE	2							
39	1	172218-04900	CLAMP	1							
40	1	172218-05760	HARNESS, HVAC CAB	1							
41	1	172218-06390	PLATE, COVER	1							
42	1	172216-12920	SLEEVE	1							
43	1	172218-06780	BRACKET ASSY, MOUNT	1							
44	1	172218-06790	BRACKET ASSY, VALVE	1							
45	1	172218-06800	HOSE	1							
46	1	172218-06810	HOSE	1							
47	1	172218-06820	HOSE	1							
48	1	172218-06860	HARNESS, CHASSIS	1							
49	1	172551-09720	BOLT	2							
50	1	172215-03110	SCREW	4							
51	1	172551-10010	SCREW	4							

Remarks

(1) For breakdown see Fig.No.75.

N:Old $\frac{Yes}{No}$ New, Q:Old $\frac{No}{Yes}$ New, R:Old $\frac{Yes}{No}$ New, S:Old $\frac{No}{Yes}$ New, W:Add, Z:Discontinued, F:Interchangeable by set, K:Q'ty Change

Fig.5. GRILLE AND ENGINE COVER



(A)=S270V-1

(B)=

(C)=

(D)=

(E)=

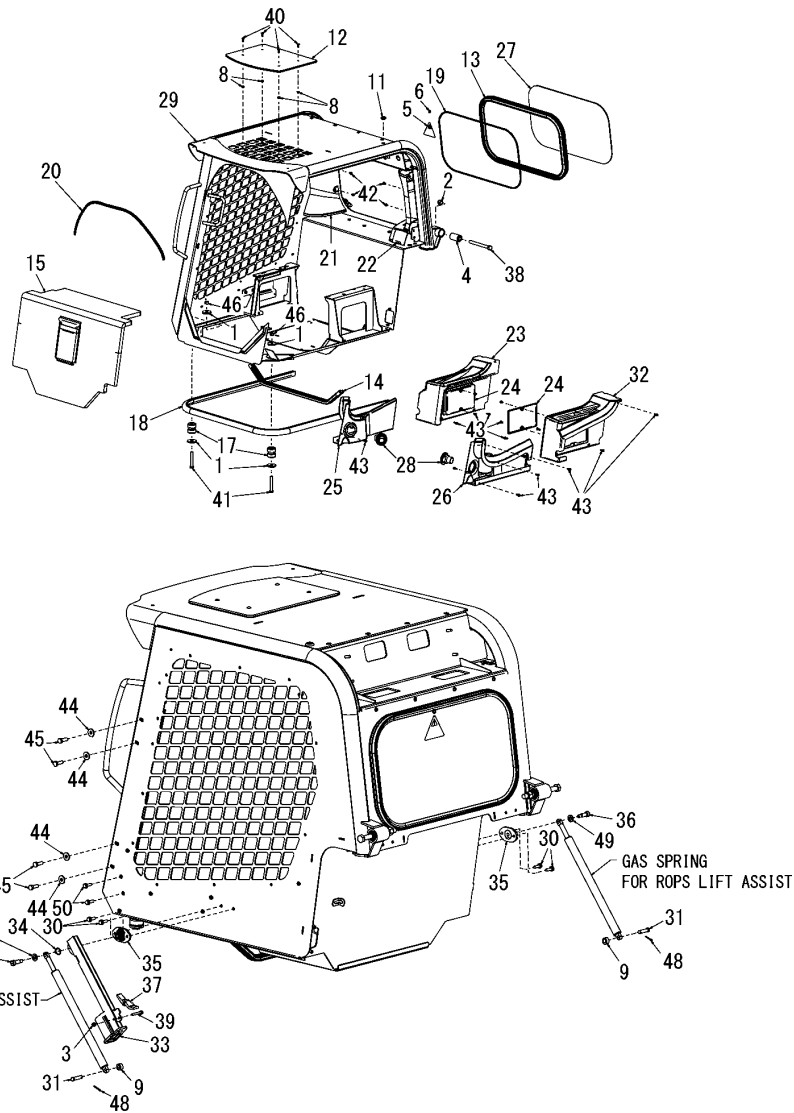
(F)=

No.	Lev.	Parts No.	Description	Q'ty						I	R
				(A)	(B)	(C)	(D)	(E)	(F)		
1	1	172215-03790	BOLT	1							
2	1	172215-04030	HINGE, REAR DOOR	2							
3	1	172551-00150	NUT	4							
4	1	172551-00180	NUT	1							
5	1	172551-00230	NUT	11							
6	1	172551-00580	NUT	4							
7	1	172218-00040	WASHER	1							
8	1	172551-00720	NUT	4							
9	1	172216-00520	SPRING, COMPRESSION	1							
10	1	172215-00550	STUD, BALL	2							
11	1	172551-01070	BUMPER	2							
12	1	172216-01200	BUSHING	1							
13	1	172215-00700	NUT	6							
14	1	172215-00710	NUT	2							
15	1	172218-00090	CLIP, RETAINING	1							
16	1	172218-00180	HINGE, PIANO	1							
17	1	172551-01590	FLANGE	2							
18	1	172217-00420	SCREEN	1							
19	1	172215-01410	HANDLE, GRAB	1							
20	1	172218-00490	LATCH, MOUNT	1							
21	1	172218-00500	LATCH, REAR GRILLE	1							
22	1	172216-13100	SEAL, BULB	2							
23	1	172217-01060	SEAL, BULB	2							
24	1	172215-06610	NUT	8							
25	1	172215-06940	PIN, CLEVIS	2							
26	1	172218-00960	COVER, R CROSSMEMBER	1							
27	1	172218-01530	ROD ASSY, LATCH	1							
28	1	172215-09280	BUMPER, RUBBER	1							
29	1	172218-05700	STUD, BALL	2							
30	1	172216-13070	GRILLE, REAR	1							
31	1	172216-13080	LEVER, DOOR PROP	1							
32	1	172216-13090	DOOR, REAR	1							
33	1	172218-06870	COVER, ENGINE	1							
34	1	172215-02700	SCREW	4							
35	1	172551-09610	SCREW	2							
36	1	172551-09750	BOLT	10							
37	1	172216-09410	BOLT	8							
38	1	172551-09870	BOLT	2							
39	1	172215-03000	PIN, COTTER	2							
40	1	172551-10010	SCREW	11							
41	1	172551-10300	NUT	1							
42	1	172551-10320	NUT	4							
43	1	172551-10370	WASHER	11							
44	1	172551-10390	WASHER	1							

Fig.6. ROPS/FOPS STRUCTURE

(A)=S270V-1
(B)=
(C)=

(D)=
(E)=
(F)=



No.	Lev.	Parts No.	Description	Q'ty						I	R
				(A)	(B)	(C)	(D)	(E)	(F)		
1	1	172551-00130	WASHER	4							
2	1	172216-00150	NUT	2							
3	1	172551-00250	NUT	1							
4	1	172216-00220	ISOLATOR, ROPS	2							
5	1	172551-01110	TAG, RIP-CORD	1							
6	1	172215-00650	RING	1							
8	1	172218-00250	NUT	4							
9	1	172216-13130	SPACER	2							
11	1	172551-02430	PLUG	1							
12	1	172218-00680	WINDOW	1							
13	1	172551-02870	WEATHER STRIP	1							
14	1	172218-00820	SEAL, BULB	1							
15	1	172218-01080	PAD, ACOUSTIC R DECK	1							
16	1	172218-01260	SEAL, FOAM BOTTOM	1							1
17	1	172218-01280	MOUNT, ISOLATOR	2							
18	1	172218-01310	SEAL, ROPS	1							
19	1	172551-02940	RIPCORD	1							
20	1	172218-01480	TRIM, EDGE	1							
21	1	172218-01600	COVER, B-PILLAR ,R	1							
22	1	172218-01740	COVER, B-PILLAR LEFT	1							
23	1	172218-02020	CONSOLE, SIDE RIGHT	1							
24	1	172218-02030	PANEL, ACCESS	2							
25	1	172218-02040	CONSOLE, FRONT RIGHT	1							
26	1	172218-02050	CONSOLE, FRONT LEFT	1							
27	1	172551-03140	WINDOW	1							
28	1	172218-03960	LOUVER, SNAP-IN	2							
29	1	172216-13150	CANOPY, ROPS&FOPS	1							
30	1	172216-13160	SCREW	4							
31	1	172216-13170	PIN	2							
32	1	172218-05750	CONSOLE LEFT SIDE	1							
33	1	172216-13180	LOCK, ROPS	1							
34	1	172216-13190	RETAINING	1							
35	1	172216-13200	MOUNT, GAS SPRING	2							
36	1	172216-13210	SCREW	2							
37	1	172216-13220	FLIPPER, ROPS LOCK	1							
38	1	172216-13230	SCREW	2							
39	1	172551-09450	SCREW	1							
40	1	172551-09830	BOLT	4							
41	1	172218-05040	SCREW	2							
42	1	172215-03110	SCREW	8							
43	1	172551-10010	SCREW	18							
44	1	172218-05090	WASHER	4							
45	1	172218-05180	SCREW	4							
46	1	172215-03240	NUT	2							
47	1	172551-10380	WASHER	4							1
48	1	172551-10410	PIN, COTTER	2							
49	1	172216-13240	WASHER	2							
50	1	172216-17380	SCREW	2							

Remarks

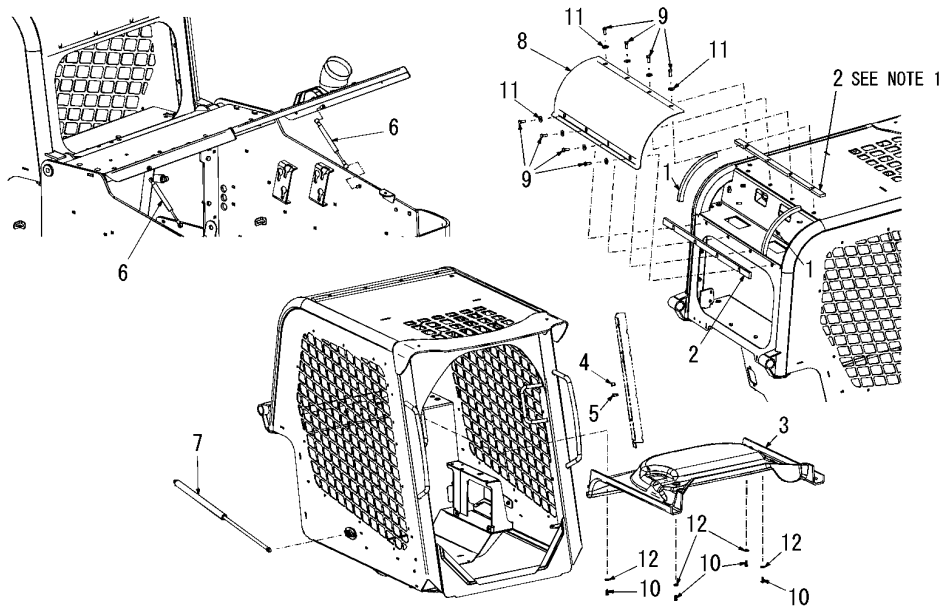
(1) Not shown in illustration.

N:Old \xrightarrow{Yes} New, Q:Old \xrightarrow{No} New, R:Old \xrightarrow{Yes} New, S:Old \xrightarrow{No} New, W:Add, Z:Discontinued, F:Interchangeable by set, K:Q'ty Change

Fig.7. ROPS/FOPS STRUCTURE(NON-HVAC ASSEMBLY)

(A)=S270V-1
(B)=
(C)=

(D)=
(E)=
(F)=



No.	Lev.	Parts No.	Description	Q'ty						I	R
				(A)	(B)	(C)	(D)	(E)	(F)		
1	1	172218-01200	SEAL, FOAM SIDE	2							
2	1	172218-01260	SEAL, FOAM BOTTOM	2							
3	1	172218-01830	HEADLINER, NON A/C	1							
4	1	172218-02690	PLUG, SWITCH	1							
5	1	172218-04480	PLUG, RUBBER	1							
6	1	172218-04820	SPRING, GAS	2							
7	1	172216-13250	GAS SPRING	2							
8	1	172216-13260	COVER, UPPER ROPS	1							
9	1	172216-13270	SCREW	8							
10	1	172551-10010	SCREW	4							
11	1	172216-13280	WASHER	8							
12	1	172218-05160	WASHER	4							

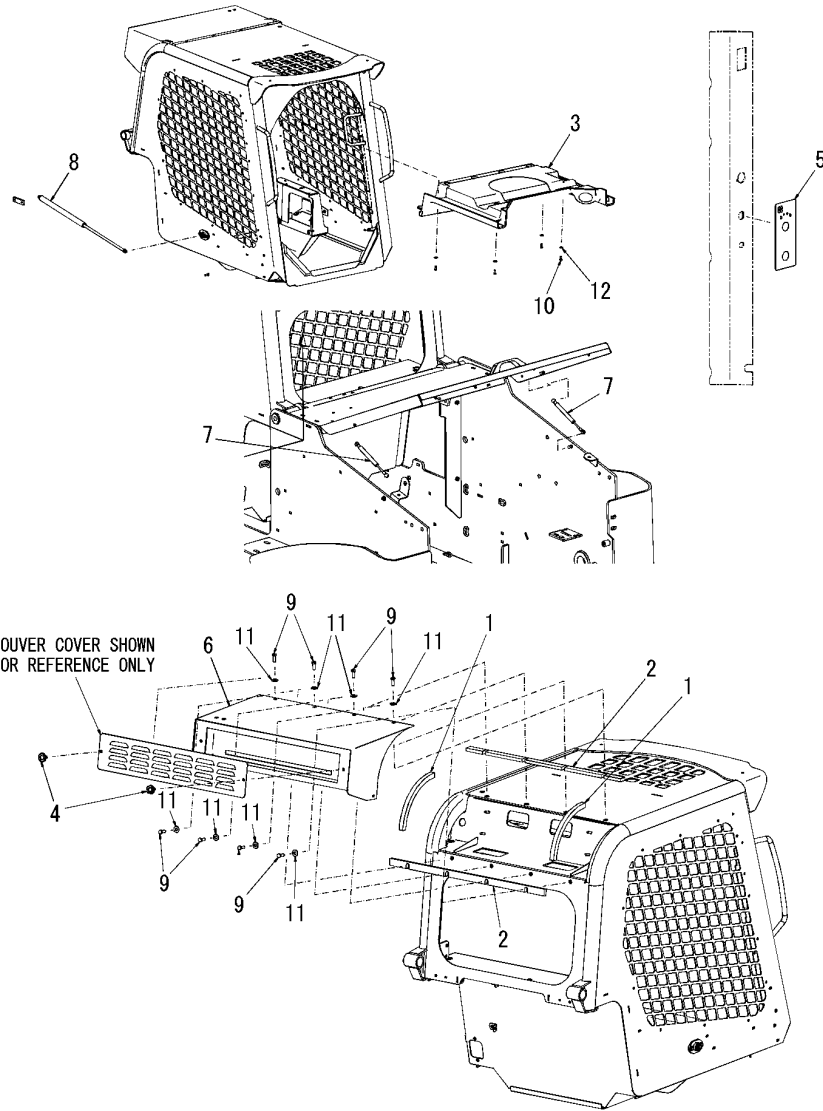
NOTES:

1. APPLY FORWARD FOAM STRIP TO COVER ORIENTED AS SHOWN (SLOT OPENINGS FACING REAR OF MACHINE).
APPLY ALL OTHER FOAM STRIPS TO THE ROPS WELDMENT AS SHOWN.

Fig.8. ROPS/FOPS STRUCTURE(HVAC ASSEMBLY)

(A)=S270V-1
(B)=
(C)=

(D)=
(E)=
(F)=

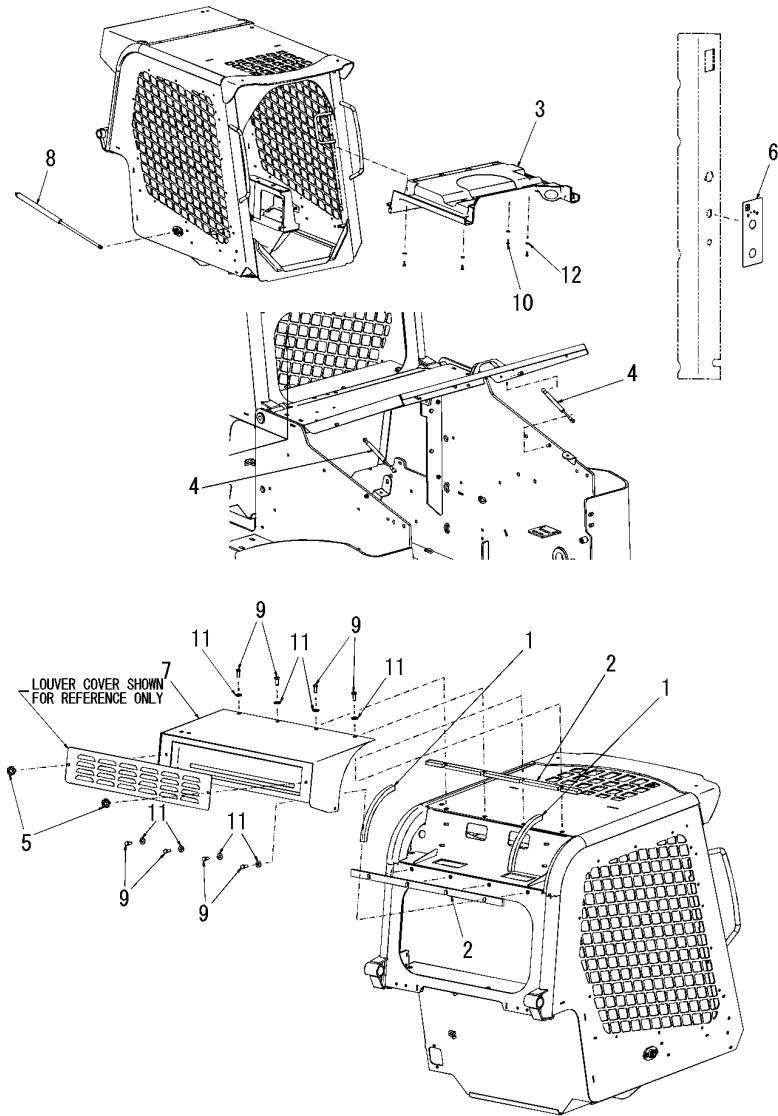


No.	Lev.	Parts No.	Description	Q'ty						I	R
				(A)	(B)	(C)	(D)	(E)	(F)		
1	1	172218-01200	SEAL, FOAM SIDE	2							
2	1	172218-01260	SEAL, FOAM BOTTOM	2							
3	1	172218-01500	HEADLINER, DUCT A/C	1							
4	1	172218-02210	KNOB, CLAMPING	2							
5	1	172218-04370	LABEL, FAN SPEED	1							
6	1	172218-04660	HOUSING, HVAC	1							
7	1	172218-04820	SPRING, GAS	2							
8	1	172216-13290	GAS SPRING	2							
9	1	172216-13270	SCREW	8							
10	1	172551-10010	SCREW	4							
11	1	172216-13280	WASHER	8							
12	1	172218-05160	WASHER	4							

Fig.9. ROPS/FOPS STRUCTURE(HEATER-ONLY ASSEMBLY)

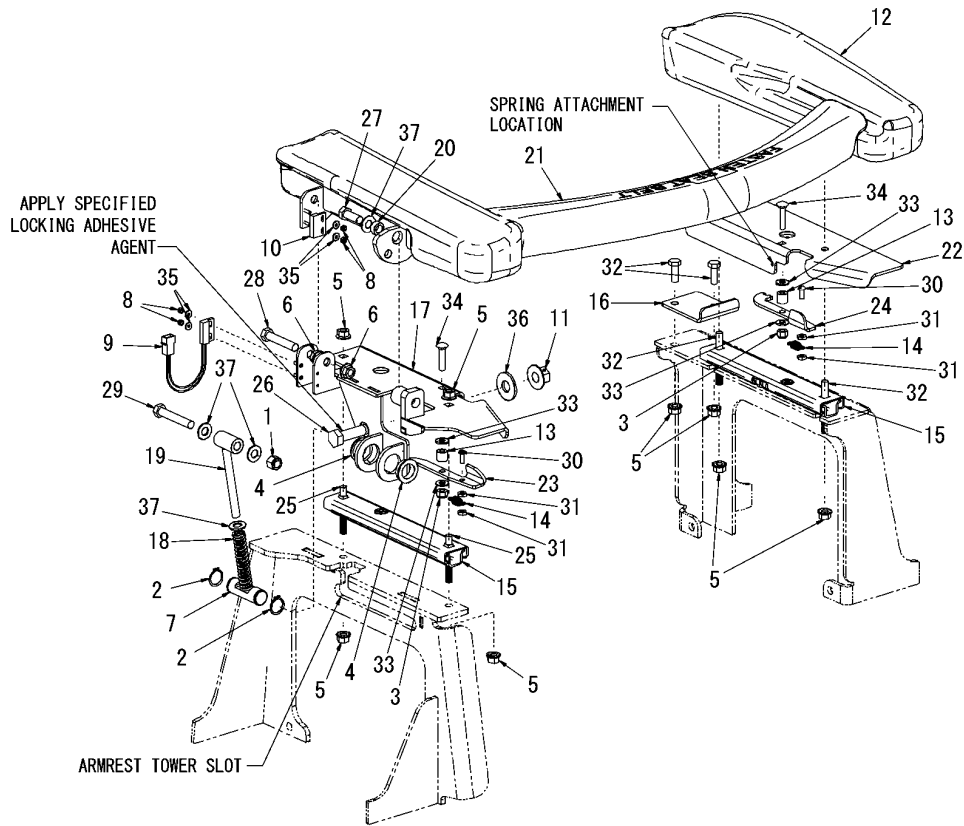
(A)=S270V-1
(B)=
(C)=

(D)=
(E)=
(F)=



No.	Lev.	Parts No.	Description	Q'ty						I	R
				(A)	(B)	(C)	(D)	(E)	(F)		
1	1	172218-01200	SEAL, FOAM SIDE	2							
2	1	172218-01260	SEAL, FOAM BOTTOM	2							
3	1	172218-01500	HEADLINER, DUCT A/C	1							
4	1	172218-01900	SPRING, GAS	2							
5	1	172218-02210	KNOB, CLAMPING	2							
6	1	172218-04370	LABEL, FAN SPEED	1							
7	1	172218-04660	HOUSING, HVAC	1							
8	1	172216-13290	GAS SPRING	2							
9	1	172216-13270	SCREW	8							
10	1	172551-10010	SCREW	4							
11	1	172216-13280	WASHER	8							
12	1	172218-05160	WASHER	4							

Fig.10. RESTRAINT BAR



(A)=S270V-1

(B)=

(C)=

(D)=

(E)=

(F)=

No.	Lev.	Parts No.	Description	Q'ty						I	R
				(A)	(B)	(C)	(D)	(E)	(F)		
1	1	172551-00180	NUT	1							
2	1	172216-00160	RING, RETAINING	2							
3	1	172551-00250	NUT	2							
4	1	172216-00900	BUSHING, PIVOT	2							
5	1	172551-01060	NUT	8							
6	1	172215-00700	NUT	2							
7	1	172216-02270	PIN, PIVOT GROOVED	1							
8	1	172216-02290	NUT	4							
9	1	172215-02110	SWITCH, PROXIMITY	1							
10	1	172551-02480	MAGNET, SWITCH	1							
11	1	172218-05970	NUT	1							
12	1	172218-01690	ARMREST, LEFT	1							
13	1	172218-01710	TUBE	2							
14	1	172218-01790	SPRING, EXTENSION	2							
15	1	172218-01960	RAIL, ARMREST	2							
16	1	172218-03650	STOP, TRAVEL	1							
17	1	172218-03710	BAR, PIVOT	1							
18	1	172218-03720	SPRING, COMPRESSION	1							
19	1	172218-03810	ARM, PIVOT	1							
20	1	172218-03910	SPACER, PIVOT	1							
21	1	172218-03920	BAR, RESTRAINT	1							
22	1	172218-04170	PLATE, SLIDER TOP,L	1							
23	1	172218-04210	LEVER, ADJUSTER, R	1							
24	1	172218-04220	LEVER, ADJUSTER, L	1							
25	1	172551-09470	BOLT	2							
26	1	172215-02700	SCREW	1							
27	1	172551-09530	SCREW	1							
28	1	172215-02760	SCREW	1							
29	1	172551-09580	SCREW	1							
30	1	172551-09610	SCREW	2							
31	1	172215-02790	NUT	4							
32	1	172551-09850	SCREW	4							
33	1	172551-09890	WASHER	4							
34	1	172551-09940	BOLT	2							
35	1	172216-09620	WASHER	4							
36	1	172551-10390	WASHER	1							
37	1	172551-10400	WASHER	4							

Fig.11. SEATS - STANDARD, NON-SUSPENSION AND SUSPENSION(NON-SUSPENSION SEAT)

(A)=S270V-1
(B)=
(C)=

(D)=
(E)=
(F)=

No.	Lev.	Parts No.	Description	Q'ty						I	R
				(A)	(B)	(C)	(D)	(E)	(F)		
1	1	172216-02490	NUT	4							
2	1	172216-03370	SEAT	1							
3	1	172216-03860	BRACKET, SEAT BELT	1							
4	1	172216-13300	HARNES	1							
5	1	172215-02850	SCREW	2							
6	1	172215-03340	WASHER	2							

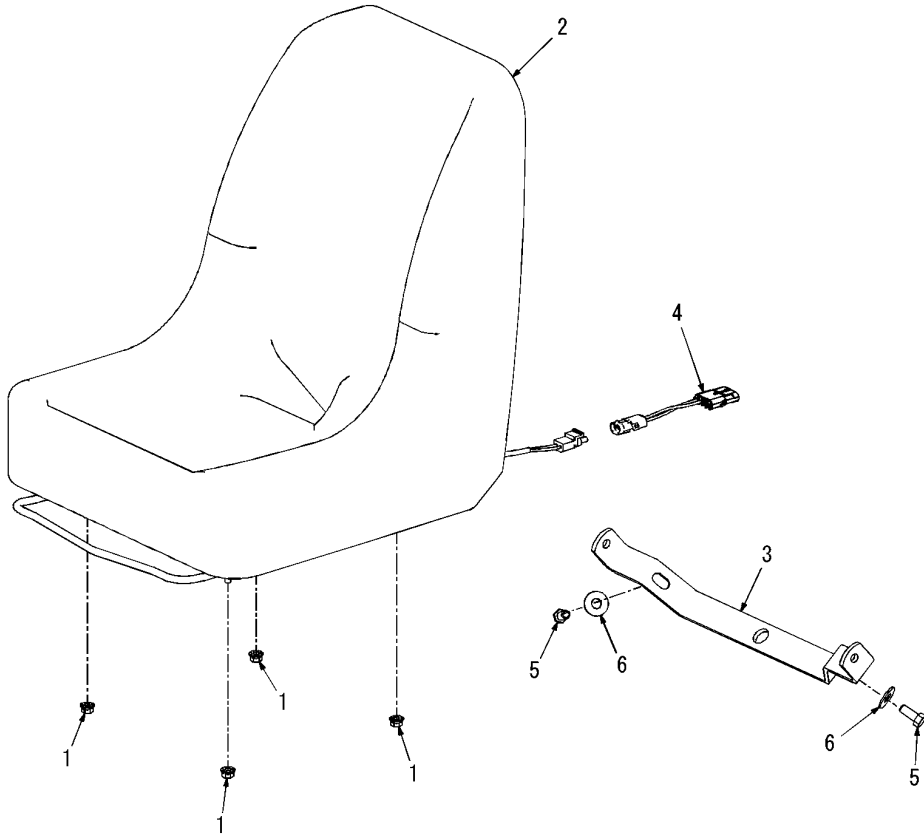
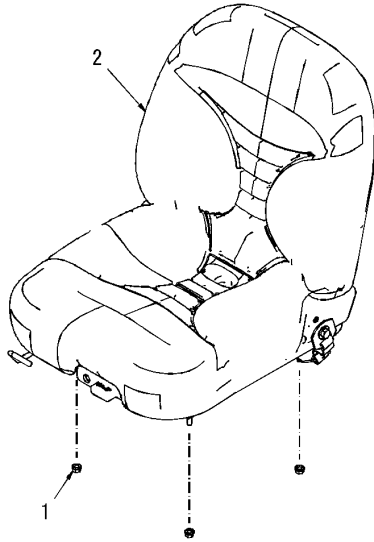


Fig.12. SEATS - STANDARD, NON-SUSPENSION AND SUSPENSION(STANDARD AND AIR SUSPENSION SEAT)

(A)=S270V-1
(B)=
(C)=

(D)=
(E)=
(F)=



No.	Lev.	Parts No.	Description	Q'ty						I	R
				(A)	(B)	(C)	(D)	(E)	(F)		
1	1	172215-06620	NUT	4							
2	1	172218-02290	SEAT, SUSPENSION	1							
3	1	172218-02480	SEAT, AIR SUSPENSION	1							1

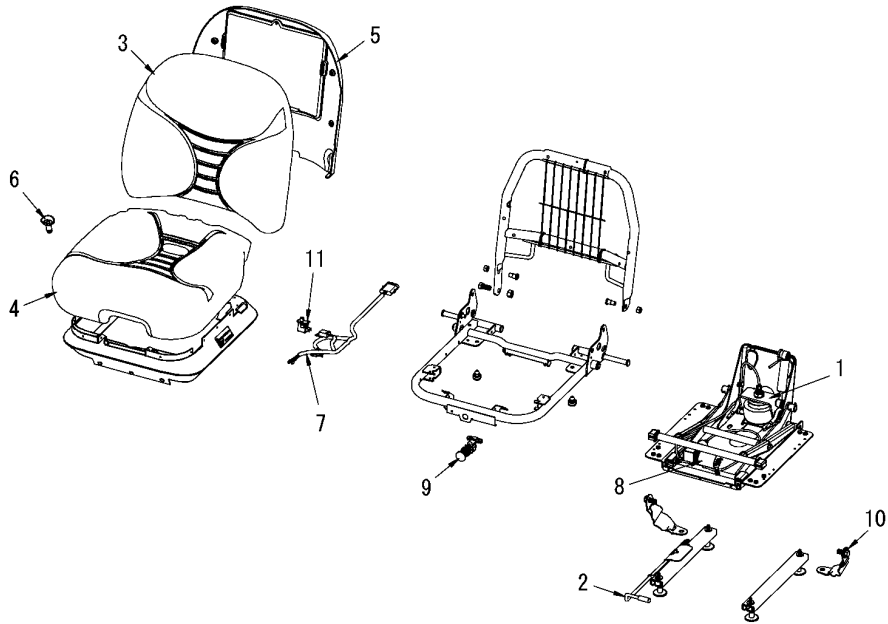
Remarks

(1) Not shown in illustration.

Fig.13. SEATS - STANDARD, NON-SUSPENSION AND SUSPENSION(SEATS SERVICE PARTS)

(A)=S270V-1
(B)=
(C)=

(D)=
(E)=
(F)=



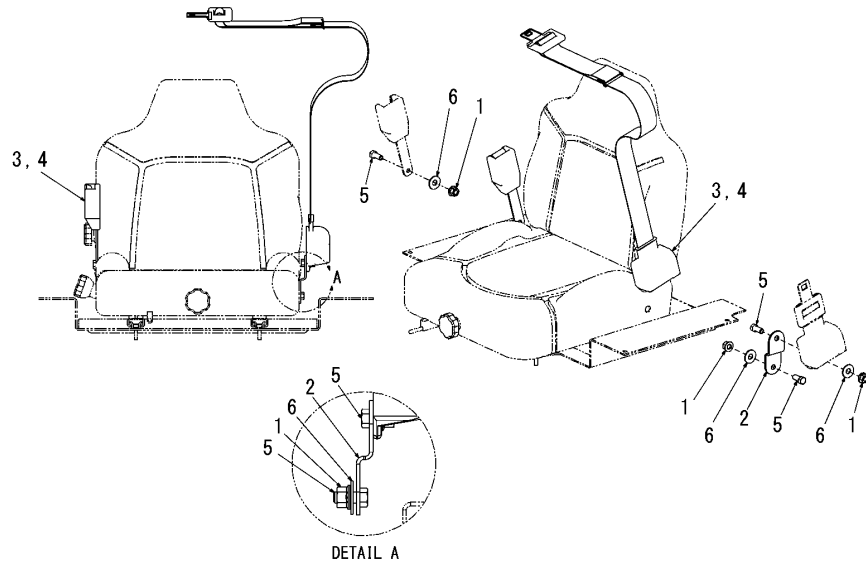
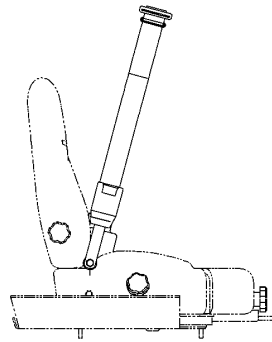
No.	Lev.	Parts No.	Description	Q'ty						I	R
				(A)	(B)	(C)	(D)	(E)	(F)		
1	1	172218-04260	SPRING&SADDLE KIT	1							
2	1	172218-04270	SLIDE KIT	1							
3	1	172218-04280	VINYL KIT, CUSHION	1							
4	1	172218-04290	VINYL KIT, CUSHION	1							
5	1	172218-04300	PANEL KIT ,BACK	1							
6	1	172218-04310	DRAIN, WATER	1							
7	1	172218-04320	WIRE HARNESS	1							
8	1	172218-04330	COMPRESSOR KIT	1							
9	1	172218-04340	VALVE KIT, AIR	1							
10	1	172218-04350	TETHER KIT	1							
11	1	172218-04360	SWITCH KIT, SAFETY	1							

Fig.14. SEATS - SEAT BELT OPTION

(A)=S270V-1
(B)=
(C)=

(D)=
(E)=
(F)=

No.	Lev.	Parts No.	Description	Q'ty						I	R
				(A)	(B)	(C)	(D)	(E)	(F)		
1	1	172215-00400	NUT	3							
2	1	172216-03350	TAB, RETRACTOR MOUNT	1							
3	1	172216-11080	BELT ASSY, SEAT	1							1
4	1	172216-11090	BELT ASSY, SEAT	1							2
5	1	172215-02850	SCREW	3							
6	1	172215-03340	WASHER	3							



DETAIL A

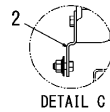
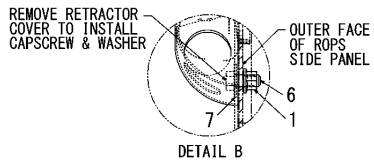
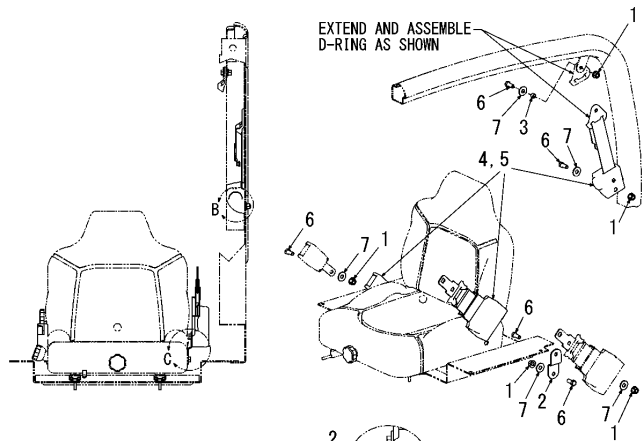
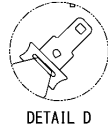
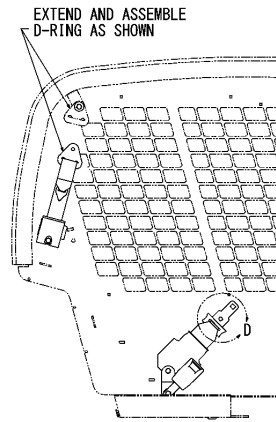
Remarks

- (1) 2" seat belt.
- (2) 3" seat belt.

Fig.15. SEATS - THREE-POINT RESTRAINT SEAT BELT OPTION

(A)=S270V-1
(B)=
(C)=

(D)=
(E)=
(F)=



No.	Lev.	Parts No.	Description	Q'ty						I	R
				(A)	(B)	(C)	(D)	(E)	(F)		
1	1	172215-00400	NUT	5							
2	1	172216-03350	TAB, RETRACTOR MOUNT	1							
3	1	172216-04110	SPACER	1							
4	1	172217-03670	RESTRAINT ASSY	1							1
5	1	172217-03690	RESTRAINT ASSY	1							2
6	1	172215-02850	SCREW	5							
7	1	172215-03340	WASHER	5							

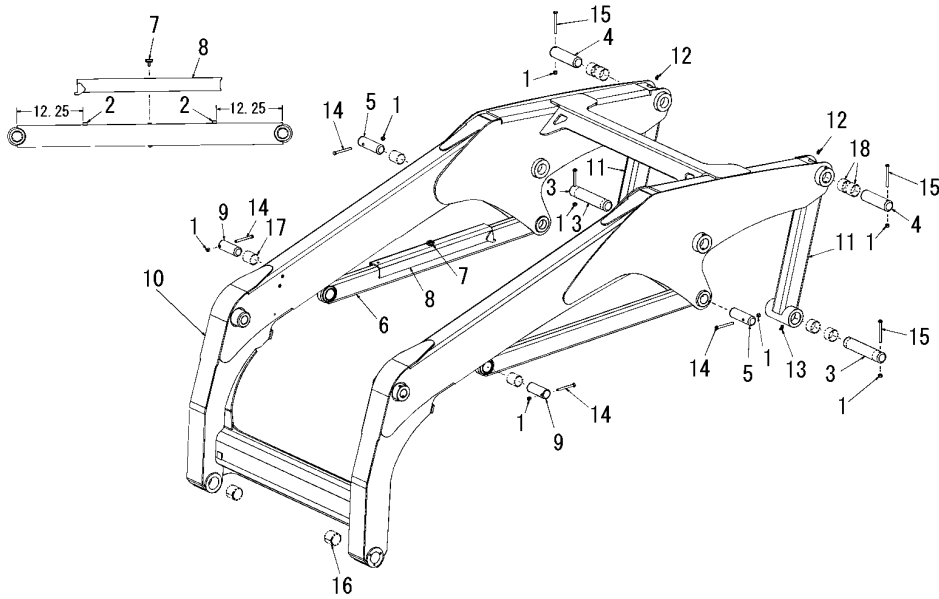
Remarks

- (1) 2" seat belt.
- Restraint assemblies includes all associated hardware, except PN 172216-03350.
- (2) 3" seat belt.
- Restraint assemblies includes all associated hardware, except PN 172216-03350.

Fig.16. LIFT ARM

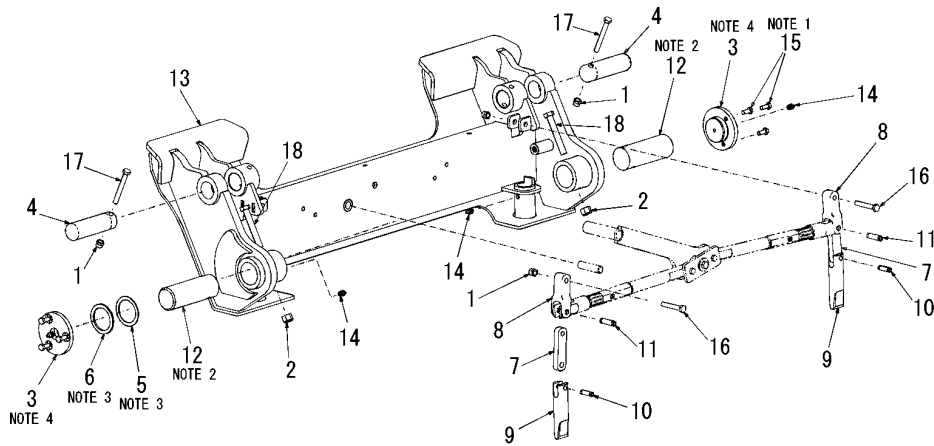
(A)=S270V-1
(B)=
(C)=

(D)=
(E)=
(F)=



No.	Lev.	Parts No.	Description	Q'ty						I	R
				(A)	(B)	(C)	(D)	(E)	(F)		
1	1	172551-00180	NUT	8							
2	1	172216-00410	PAD, ARM BRACE	2							
3	1	172218-00730	PIN, PIVOT	2							
4	1	172218-00750	PIN, PIVOT	2							
5	1	172218-01030	PIN, PIVOT	2							
6	1	172218-01090	LINK, TIMING	2							
7	1	172218-02210	KNOB, CLAMPING	1							
8	1	172218-02940	LOCK, LIFT ARM	1							
9	1	172218-05740	PIN	2							
10	1	172218-06880	ARM, LIFT	1							
11	1	172218-06890	LINK, REAR	2							
12	1	172551-09410	FITTING	2							
13	1	172215-02650	ZERK	2							
14	1	172551-09780	SCREW	4							
15	1	172216-09400	SCREW	4							
16	1	172216-00440	BUSHING	2							
17	1	172218-00280	BUSHING	4							
18	1	172218-00320	BUSHING	8							

Fig.17. ATTACHMENT BRACKET(MANUAL QUICK COUPLER)



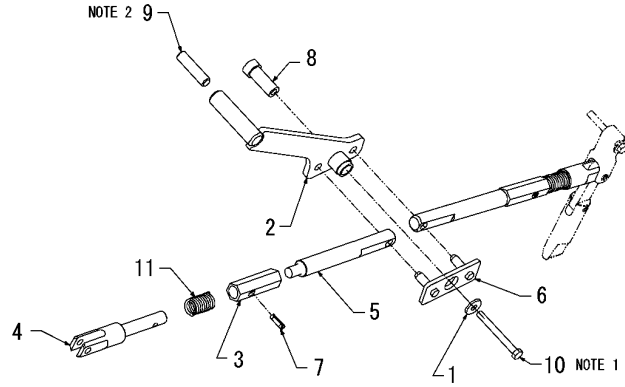
- NOTES:
1. APPLY SPECIFIED LOCKING ADHESIVE AGENT
 2. GREASE
 3. ADD SHIMS 172216-02120 AND 172216-02130 AS REQUIRED TO ACHIEVE A GAP BETWEEN THE LIFT ARM AND THE MANUAL QUICK COUPLER, OF NO GREATER THEN 0.060"
 4. APPLY RTV SEALANT

(A)=S270V-1
(B)=
(C)=

(D)=
(E)=
(F)=

No.	Lev.	Parts No.	Description	Q'ty						I	R
				(A)	(B)	(C)	(D)	(E)	(F)		
1	1	172551-00180	NUT	4							
2	1	172551-00200	NUT	2							
3	1	172218-00070	CAP, GREASE	2							
4	1	172216-01810	PIN	2							
5	1	172216-02120	SHIM	1							
6	1	172216-02130	SHIM	1							
7	1	172551-01350	LINK, PIN	2							
8	1	172551-01360	LATCH, LINK	2							
9	1	172551-01370	LATCH, PIN	2							
10	1	172551-01410	PIN	2							
11	1	172551-01420	PIN	2							
12	1	172216-13450	PIN, Q COUPLER PIVOT	2							
13	1	172216-13460	QUICK COUPLER	1							
14	1	172551-09410	FITTING	4							
15	1	172551-09510	SCREW	6							
16	1	172551-09580	SCREW	2							
17	1	172218-04960	SCREW	2							
18	1	172215-02870	SCREW	2							

Fig.18. ATTACHMENT BRACKET(ACTUATOR GROUP)



NOTES

- 1. APPLY SPECIFIED LOCKING ADHESIVE AGENT
- 2. APPLY SPECIFIED LOCKING ADHESIVE AGENT

(A)=S270V-1
(B)=
(C)=

(D)=
(E)=
(F)=

No.	Lev.	Parts No.	Description	Q'ty						I	R
				(A)	(B)	(C)	(D)	(E)	(F)		
1	1	172218-00040	WASHER	1							
2	1	172218-00100	HANDLE	1							
3	1	172551-01320	LINK, SPRING STOP	2							
4	1	172551-01330	LINK, SPRING SLIDE	2							
5	1	172551-01340	LINK, ADJUSTABLE END	2							
6	1	172551-01390	PIN LINK	1							
7	1	172551-01400	SPRING PIN	2							
8	1	172551-01720	HANDLE PIVOT	1							
9	1	172218-00240	STOP, PIN	1							
10	1	172551-10100	SCREW	1							
11	1	172551-10550	SPRING	2							

Fig.19. ATTACHMENT BRACKET(HYDRAULIC QUICK COUPLER COMPONENTS)

(A)=S270V-1

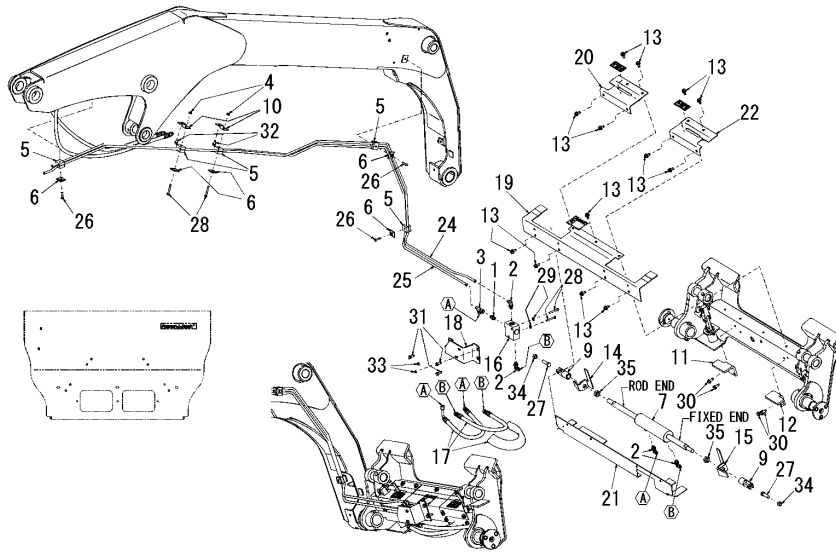
(B)=

(C)=

(D)=

(E)=

(F)=

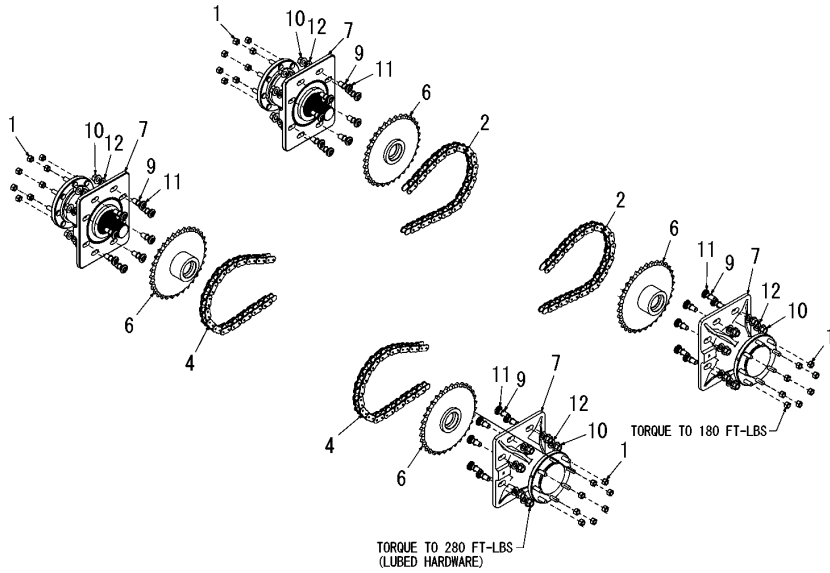


No.	Lev.	Parts No.	Description	Q'ty						I	R
				(A)	(B)	(C)	(D)	(E)	(F)		
1	1	172551-00070	FITTING	1							
2	1	172551-00220	CONNECTOR	4							
3	1	172551-00340	FITTING	1							
4	1	172216-01590	NUT	2							
5	1	172216-06280	CLAMP	5							
6	1	172216-06290	PLATE	5							
7	1	172218-01540	CYLINDER, HYDRAULIC	1							
8	1	172216-11920	KIT, SEAL	1							1
9	1	172218-01550	LINK, SPRING SLIDE	2							
10	1	172218-02670	BRACKET, MTG, TUBE	2							
11	1	172218-03930	BRACKET, STOP	1							
12	1	172218-03940	BRACKET, STOP	1							
13	1	172216-10940	SCREW	13							
14	1	172218-05640	FLAG, LEFT WELDMENT	1							
15	1	172218-05650	FLAG, RIGHT WELDMENT	1							
16	1	172216-13480	VALVE, QUICK COUPLER	1							
17	1	172216-13650	SLEEVE ASSY, HOSE	1							
18	1	172216-13690	BRKT, QUICK COUPLER	1							
19	1	172216-13700	COVER, CYL. UPPER	1							
20	1	172216-13710	COVER, FLAG LEFT	1							
21	1	172216-13720	COVER, CYL. LOWER	1							
22	1	172216-13730	COVER, FLAG RIGHT	1							
23	1	172216-13760	HOSE	2							2
24	1	172218-06900	TUBE, QUICK COUPLER	1							
25	1	172218-06910	TUBE, QUICK COUPLER	1							
26	1	172551-09460	SCREW	3							
27	1	172218-04950	SCREW	2							
28	1	172215-02890	SCREW	4							
29	1	172551-09890	WASHER	2							
30	1	172551-09910	SCREW	4							
31	1	172216-13780	SCREW	3							
32	1	172215-03150	SCREW	2							
33	1	172551-10290	NUT	2							
34	1	172215-03240	NUT	2							
35	1	172218-05210	NUT	2							

Remarks

- (1) For 172218-01540 cylinder.
Not shown in illustration.
- (2) Not shown in illustration.

Fig.20. WHEEL DRIVES



(A)=S270V-1
(B)=
(C)=

(D)=
(E)=
(F)=

No.	Lev.	Parts No.	Description	Q'ty						I	R
				(A)	(B)	(C)	(D)	(E)	(F)		
1	1	172216-00360	NUT	32							
2	1	172217-00130	CHAIN	2							
3	1	172217-00030	LINK, CONNECTING	1							1
4	1	172218-00060	CHAIN	2							
5	1	172217-00030	LINK, CONNECTING	1							1
6	1	172217-00280	SPROCKET ASSY	4							
7	1	172217-02421	AXLE ASSY	4							
8	1	172216-02530	BOLT	32							1
9	1	172218-06920	O-RING	32							
10	1	172216-13790	NUT	32							
11	1	172218-06930	BOLT	32							
12	1	172216-09640	WASHER	32							

Remarks

(1) Not shown in illustration.

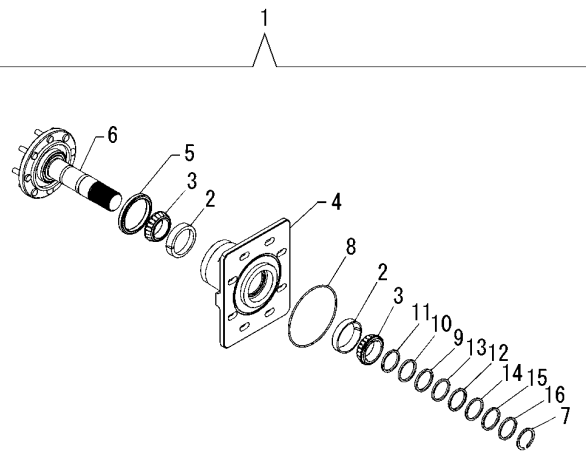
N:Old $\xrightarrow{\text{Yes}}$ New, Q:Old $\xrightarrow{\text{No}}$ New, R:Old $\xrightarrow{\text{Yes}}$ New, S:Old $\xrightarrow{\text{No}}$ New, W:Add, Z:Discontinued, F:Interchangeable by set, K:Q'ty Change

Fig.21. WHEEL DRIVES(AXLE ASSEMBLY)

(A)=S270V-1
(B)=
(C)=

(D)=
(E)=
(F)=

No.	Lev.	Parts No.	Description	Q'ty						I	R
				(A)	(B)	(C)	(D)	(E)	(F)		
1	1	172217-02421	AXLE ASSY	1							
2	2	172216-10830	CUP, BEARING	2							
3	2	172216-10840	CONE, BEARING	2							
4	2	172216-02690	HOUSING, AXLE	1							
5	2	172216-03220	SEAL, AXLE	1							
6	2	172217-04470	AXLE&BOLT ASSY	1							
7	2	172216-10980	RING, RETAINING	1							
8	2	172215-08550	O-RING	1							
9	2	172216-11000	WASHER	1							
10	2	172216-11010	WASHER	1							
11	2	172216-11020	WASHER	1							
12	2	172216-11030	WASHER	1							
13	2	172216-11040	WASHER	1							
14	2	172216-11050	WASHER	1							
15	2	172216-11060	WASHER	1							
16	2	172216-11070	WASHER	1							



Assembly Notes:

- 1) Press outside bearing cup into casting (6000 lbs)
- 2) Press outer seal into casting (500 lbs)
- 3) Press inner bearing cup into casting (6000 lbs)
- 4) Pack bearing with lithium grease
- 5) Press bearing cone onto axle (6000 lbs)
- 6) Assemble axle into housing
- 7) Pack bearing with lithium grease
- 8) Press bearing onto axle and into casting (6000 lbs)
- 9) Install retaining ring
- 10) Measure gap between bearing and snap ring
- 11) Remove retaining ring
- 12) Install special washer of appropriate thickness
- 13) Install retaining ring and remove pressure

Note: All special washers are used 'as required'

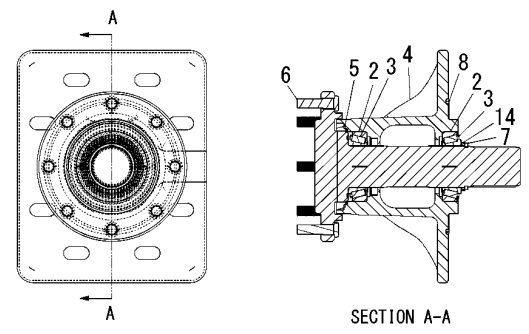


Fig.22. ENGINE

(A)=S270V-1

(B)=

(C)=

(D)=

(E)=

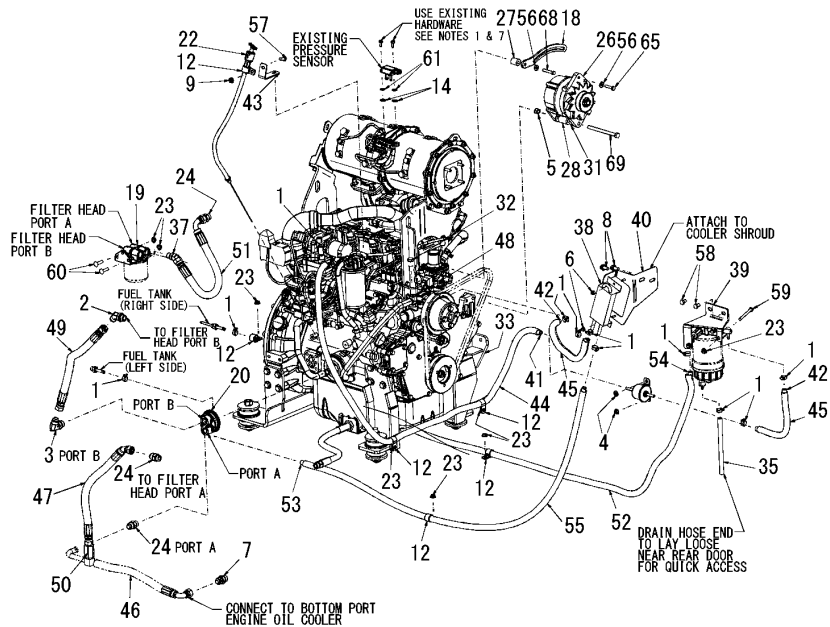
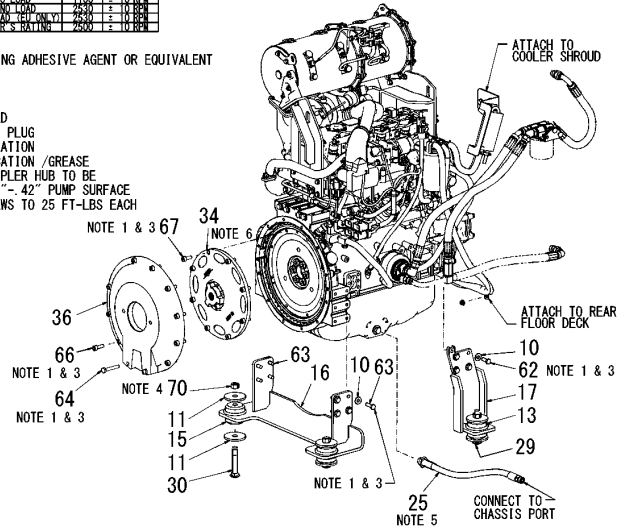
(F)=

GOVERNED ENGINE SPEED SPECIFICATIONS

SPEED SETTING	RPM	TOLERANCE
HIGH (FULL THROTTLE) NO LOAD	2100	± 10 RPM
HIGH (FULL THROTTLE) WITH LOAD	2000	± 10 RPM
LOW (PARTIAL THROTTLE) WITH LOAD	1500	± 10 RPM

NOTES

1. APPLY SPECIFIED LOCKING ADHESIVE AGENT OR EQUIVALENT
2. PIPE THREAD SEALANT
3. 39 FT-LBS.
4. 110 FT-LBS
5. RE-USE WASHER SUPPLIED WITH ENGINE OIL DRAIN PLUG
6. COUPLER PLATE INSTALLATION
 - A. DO NOT APPLY LUBRICATION /GREASE
 - B. LEADING EDGE OF COUPLER HUB TO BE POSITIONED FROM .39" - .42" PUMP SURFACE
 - C. TORQUE (2) SET SCREWS TO 25 FT-LBS EACH
7. 75-86 IN-LB



No.	Lev.	Parts No.	Description	Q'ty						I	R
				(A)	(B)	(C)	(D)	(E)	(F)		
52	1	172218-06940	SLEEVE	1							
53	1	172218-06950	LINE, FUEL	1							
54	1	172218-06960	HOSE	1							
55	1	172218-06970	SLEEVE	1							
56	1	172216-09250	WASHER	2							
57	1	172551-09510	SCREW	1							
58	1	172216-14010	SCREW	2							
59	1	172551-09790	SCREW	2							
60	1	172551-09810	BOLT	2							
61	1	172551-09890	WASHER	2							
62	1	172216-09580	SCREW	8							
63	1	172551-10060	SCREW	8							
64	1	172216-09770	SCREW	2							
65	1	172216-09820	SCREW	1							
66	1	172216-09830	SCREW	9							
67	1	172216-09860	SCREW	8							
68	1	172551-10520	SCREW	1							
69	1	172551-10530	SCREW	1							
70	1	172216-11150	NUT	4							

Remarks

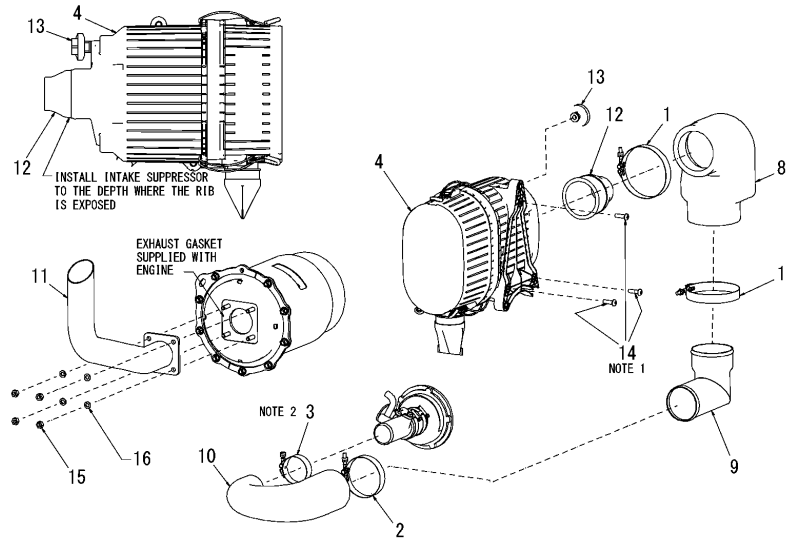
(1) Not shown in illustration.

N:Old $\begin{matrix} \text{Yes} \\ \text{No} \end{matrix}$ New, Q:Old $\begin{matrix} \text{No} \\ \text{Yes} \end{matrix}$ New, R:Old $\begin{matrix} \text{Yes} \\ \text{No} \end{matrix}$ New, S:Old $\begin{matrix} \text{No} \\ \text{Yes} \end{matrix}$ New, W:Add, Z:Discontinued, F:Interchangeable by set, K:Q'ty Change

Fig.23. AIR CLEANER AND EXHAUST

(A)=S270V-1
(B)=
(C)=

(D)=
(E)=
(F)=



NOTES
1) ATTACH TO RIGHT CHASSIS TOWER
2) ENSURE CLAMP AND INTAKE HOSE ARE SECURELY FASTENED TO TURBO INTAKE

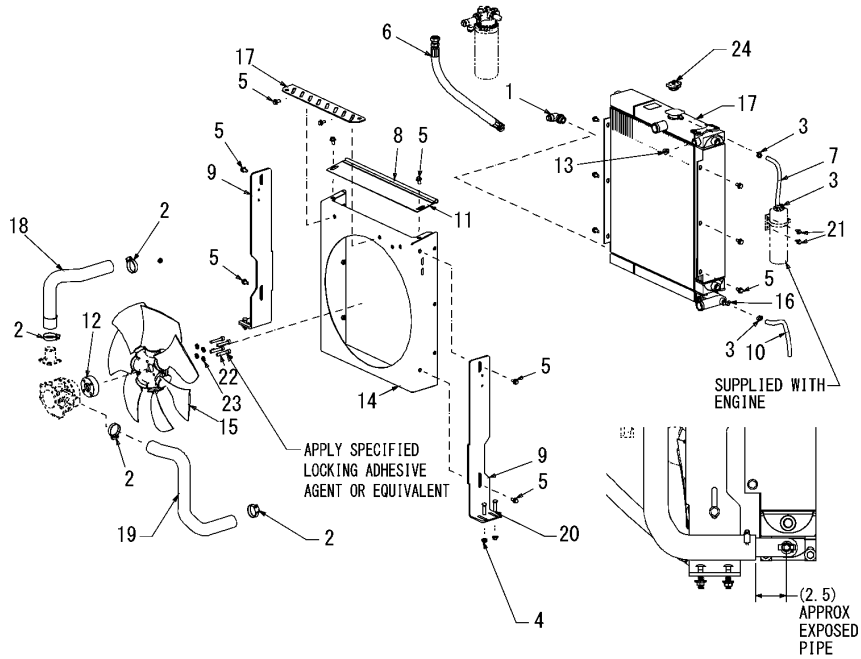
No.	Lev.	Parts No.	Description	Q'ty						I	R
				(A)	(B)	(C)	(D)	(E)	(F)		
1	1	172216-14160	CLAMP	2							
2	1	172551-02170	CLAMP	1							
3	1	172217-02870	CLAMP	1							
4	1	172216-14171	CLEANER, AIR	1							
5	2	172217-05140	FILTER, MAIN	1							1
6	2	172217-05150	FILTER, SECONDARY	1							1
7	2	172552-15220	EVACUATOR, DUST	1							1
8	1	172216-14180	ADAPTER, INTAKE	1							
9	1	172216-14190	TUBE, INTAKE	1							
10	1	172216-14200	TUBE, INTAKE	1							
11	1	172216-14210	PIPE, EXHAUST	1							
12	1	172218-06980	SUPPRESSOR, INTAKE	1							
13	1	172218-06990	INDICATOR, SERVICE	1							
14	1	172218-07000	SCREW	3							
15	1	172551-10440	NUT	4							
16	1	172215-03380	WASHER	4							

Remarks
(1) Not shown in illustration.

Fig.24. RADIATOR/COOLER

(A)=S270V-1
(B)=
(C)=

(D)=
(E)=
(F)=



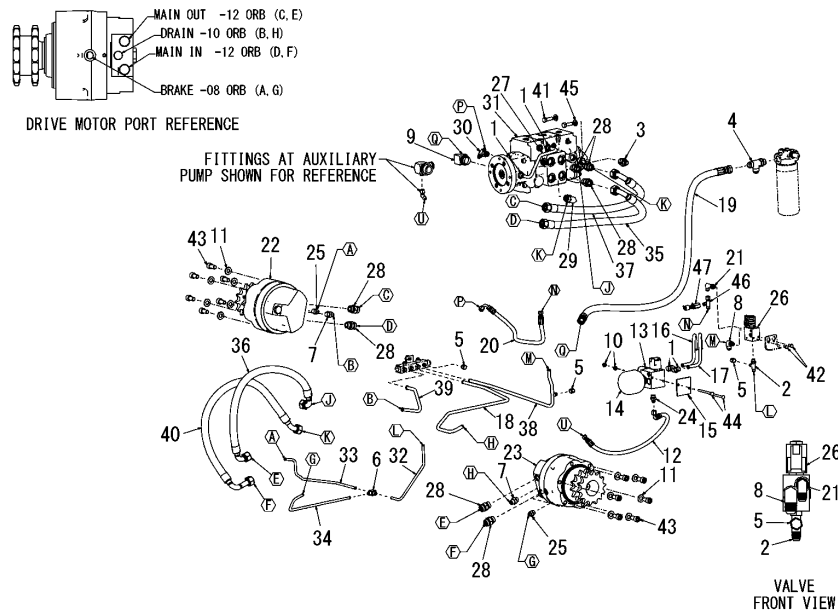
No.	Lev.	Parts No.	Description	Q'ty						I	R
				(A)	(B)	(C)	(D)	(E)	(F)		
1	1	172551-00080	CONNECTOR	1							
2	1	172216-00130	CLAMP	4							
3	1	172551-00140	CLAMP	3							
4	1	172215-00200	NUT	4							
5	1	172551-00440	SCREW	14							
6	1	172216-14280	HOSE	1							
7	1	172217-00840	HOSE, FUEL	1							
8	1	172217-01060	SEAL, BULB	1							
9	1	172217-03340	PLATE, COOLER MOUNT	2							
10	1	172218-02360	HOSE, FUEL	1							
11	1	172217-03800	PLATE, COVER	1							
12	1	172551-04680	SPACER, FAN	1							
13	1	172216-14290	PLUG	1							
14	1	172216-14300	SHROUD	1							
15	1	172216-14310	FAN, PUSHER	1							
16	1	172216-14320	COOLER, RAD	1							
17	1	172216-14330	FLANGE, COOLER COVER	1							
18	1	172216-14340	HOSE	1							
19	1	172216-14270	HOSE, RAD LOWER	1							
20	1	172215-02930	BOLT	4							
21	1	172215-03150	SCREW	2							
22	1	172218-05140	SCREW	4							
23	1	172216-09850	WASHER	4							
24	1	172216-03740	CAP, RADIATOR	1							1

Remarks
(1)Service only.

Fig.25. HYDROSTATIC SYSTEM - WHEEL DRIVES(SINGLE-SPEED(DUAL JOYSTICK AND HAND/FOOT CONTROLS))

(A)=S270V-1
(B)=
(C)=

(D)=
(E)=
(F)=

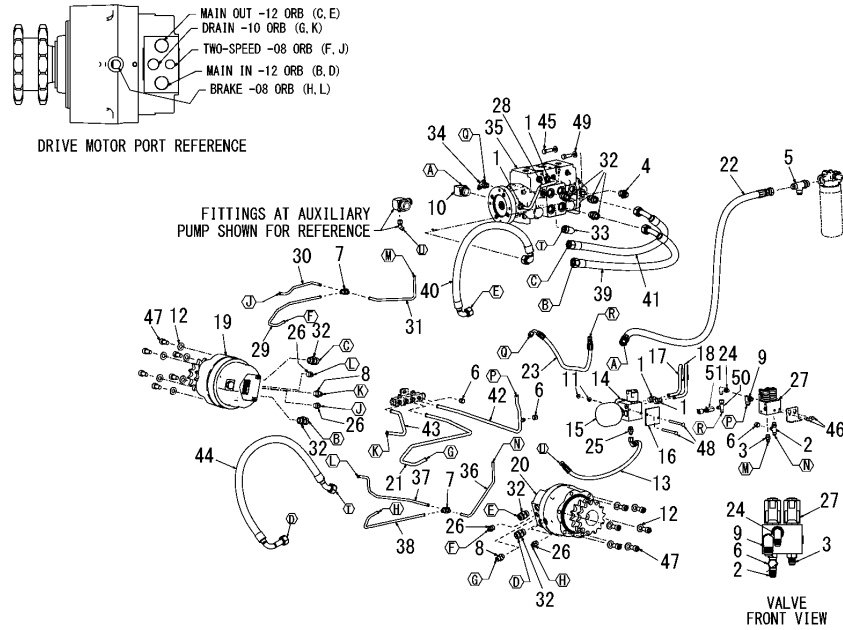


No.	Lev.	Parts No.	Description	Q'ty						I	R
				(A)	(B)	(C)	(D)	(E)	(F)		
1	1	172551-00040	FITTING	4							
2	1	172551-00060	FITTING	1							
3	1	172215-00250	FITTING	1							
4	1	172551-00490	CONNECTOR, TEE-RUN	1							
5	1	172216-00380	CAP	3							
6	1	172216-00400	FITTING	1							
7	1	172551-00700	CONNECTOR	2							
8	1	172215-00540	FITTING	1							
9	1	172216-00560	FITTING	1							
10	1	172551-01060	NUT	2							
11	1	172216-02040	WASHER	12							
12	1	172218-00170	HOSE	1							
13	1	172551-02090	MANIFOLD, RIDE CNTRL	1							1
14	1	172551-02130	ACCUMULATOR	1							
15	1	172216-03850	PLATE, SPACER	1							
16	1	172217-01340	TUBE, RIDE CONTROL	1							
17	1	172217-01350	TUBE, RIDE CONTROL	1							
18	1	172217-01850	TUBE ASSY, MOTOR L	1							
19	1	172217-01890	HOSE	1							
20	1	172217-02080	HOSE	1							
21	1	172217-02410	FITTING	1							
22	1	172217-02500	MOTOR, SINGLESPEED R	1							2
23	1	172217-02510	MOTOR, SINGLESPEED L	1							2
24	1	172216-10890	FITTING	1							
25	1	172216-10890	FITTING	2							
26	1	172218-00690	VALVE, BRAKE	1							
27	1	172218-02270	TUBE, CHARGE	1							
28	1	172216-14360	FITTING	7							
29	1	172552-16730	CONNECTOR	1							
30	1	172216-14370	FITTING	1							
31	1	172216-14390	PUMP, TANDEM	1							3
32	1	172216-14510	TUBE, BRAKE LEFT	1							
33	1	172216-14520	TUBE, BRAKE RIGHT	1							
34	1	172216-14530	TUBE, BRAKE LEFT	1							
35	1	172216-14540	HOSE	1							
36	1	172218-07010	HOSE	1							
37	1	172218-07020	HOSE	1							
38	1	172218-07030	TUBE, DRAIN	1							
39	1	172216-17480	TUBE, DRAIN	1							
40	1	172218-07040	HOSE	1							
41	1	172215-02700	SCREW	2							
42	1	172215-02710	SCREW	2							
43	1	172216-09650	SCREW	12							
44	1	172551-10160	BOLT	2							
45	1	172216-11190	WASHER	2							
46	1	172551-00340	FITTING	1							
47	1	172216-05470	PORT, TEST	1							

Remarks

- (1) For breakdown see Fig.No.74.
- (2) For breakdown see Fig.No.59.
- (3) For breakdown see Fig.No.61.

Fig.26. HYDROSTATIC SYSTEM - WHEEL DRIVES(TWO-SPEED(DUAL JOYSTICK AND HAND/FOOT CONTROLS))



(A)=S270V-1
(B)=
(C)=

(D)=
(E)=
(F)=

No.	Lev.	Parts No.	Description	Q'ty						I	R
				(A)	(B)	(C)	(D)	(E)	(F)		
1	1	172551-00040	FITTING	4							
2	1	172551-00060	FITTING	1							
3	1	172551-00070	FITTING	1							
4	1	172215-00250	FITTING	1							
5	1	172551-00490	CONNECTOR, TEE-RUN	1							
6	1	172216-00380	CAP	3							
7	1	172216-00400	FITTING	2							
8	1	172551-00700	CONNECTOR	2							
9	1	172215-00540	FITTING	1							
10	1	172216-00560	FITTING	1							
11	1	172551-01060	NUT	2							
12	1	172216-02040	WASHER	12							
13	1	172218-00170	HOSE	1							
14	1	172551-02090	MANIFOLD, RIDE CNTRL	1							1
15	1	172551-02130	ACCUMULATOR	1							
16	1	172216-03850	PLATE, SPACER	1							
17	1	172217-01340	TUBE, RIDE CONTROL	1							
18	1	172217-01350	TUBE, RIDE CONTROL	1							
19	1	172217-01690	MOTOR, TWO-SPEED R	1							2
20	1	172217-01700	MOTOR, TWO-SPEED L	1							2
21	1	172217-01850	TUBE ASSY, MOTOR L	1							
22	1	172217-01890	HOSE	1							
23	1	172217-02080	HOSE	1							
24	1	172217-02410	FITTING	1							
25	1	172216-10890	FITTING	1							
26	1	172216-10890	FITTING	4							
27	1	172218-00700	VALVE, BRAKE 2-SPEED	1							3
28	1	172218-02270	TUBE, CHARGE	1							
29	1	172217-03880	TUBE, TWO-SPEED LEFT	1							
30	1	172217-03890	TUBE, TWO-SPEED,R	1							
31	1	172218-04870	TUBE, CASE DRAIN	1							
32	1	172216-14360	FITTING	7							
33	1	172552-16730	CONNECTOR	1							
34	1	172216-14370	FITTING	1							
35	1	172216-14390	PUMP, TANDEM	1							4
36	1	172216-14510	TUBE, BRAKE LEFT	1							
37	1	172216-14520	TUBE, BRAKE RIGHT	1							
38	1	172216-14530	TUBE, BRAKE LEFT	1							
39	1	172216-14540	HOSE	1							
40	1	172218-07010	HOSE	1							
41	1	172218-07020	HOSE	1							
42	1	172218-07030	TUBE, DRAIN	1							
43	1	172216-17480	TUBE, DRAIN	1							
44	1	172218-07040	HOSE	1							
45	1	172215-02700	SCREW	2							
46	1	172215-02710	SCREW	2							
47	1	172216-09650	SCREW	12							
48	1	172551-10160	BOLT	2							
49	1	172216-11190	WASHER	2							
50	1	172551-00340	FITTING	1							
51	1	172216-05470	PORT, TEST	1							

Remarks

- (1) For breakdown see Fig.No.74.
- (2) For breakdown see Fig.No.60.
- (3) For breakdown see Fig.No.70.
- (4) For breakdown see Fig.No.61.

Fig.27. HYDRAULICS - CHASSIS

(A)=S270V-1

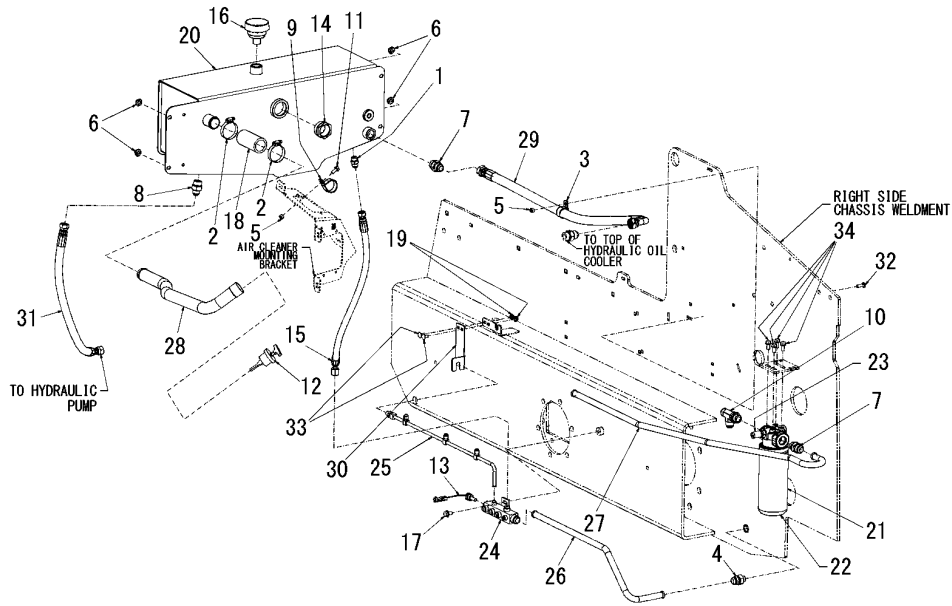
(B)=

(C)=

(D)=

(E)=

(F)=

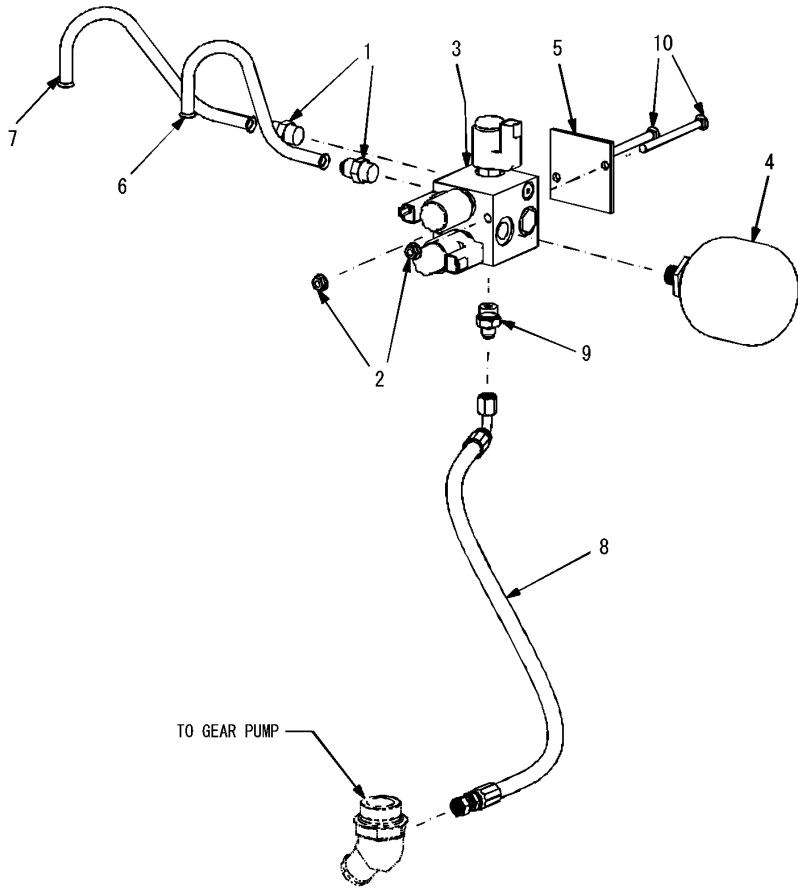


No.	Lev.	Parts No.	Description	Q'ty						I	R
				(A)	(B)	(C)	(D)	(E)	(F)		
1	1	172551-00040	FITTING	1							
2	1	172551-00100	CLAMP	2							
3	1	172216-00080	CLAMP	1							
4	1	172218-07050	FITTING	1							
5	1	172551-00150	NUT	2							
6	1	172215-00200	NUT	4							
7	1	172551-00330	CONNECTOR	2							
8	1	172215-00250	FITTING	1							
9	1	172215-00320	CLAMP	1							
10	1	172551-00490	CONNECTOR, TEE-RUN	1							
11	1	172551-00610	SCREW	1							
12	1	172216-00810	CAP, HYD. RESERVOIR	1							
13	1	172551-01090	SWITCH, TEMPERATURE	1							
14	1	172551-01190	SIGHT PORT	1							
15	1	172218-07060	HOSE	1							
16	1	172218-00260	FILTER, VENTILATION	1							
17	1	172551-01810	SCREW	1							
18	1	172215-05310	HOSE	1							
19	1	172215-06620	NUT	2							
20	1	172218-00810	TANK, HYDRAULIC	1							
21	1	172218-03640	FILTER ASSY	1							
22	1	172551-00380	FILTER, HYDRAULIC	1							
23	1	172218-06520	FILTER	1							
24	1	172216-14590	MANIFOLD, HYD RETURN	1							
25	1	172218-07080	TUBE, HYD DRAIN	1							
26	1	172218-07090	TUBE, HYD TANK DRAIN	1							
27	1	172218-07100	TUBE, HYD FILTER	1							
28	1	172218-07110	TUBE, FILL NECK	1							
29	1	172218-07120	HOSE	1							
30	1	172218-07130	TAB	1							
31	1	172218-07070	HOSE	1							
32	1	172215-02820	BOLT	1							
33	1	172218-05000	BOLT	2							
34	1	172216-09490	SCREW	4							

Fig.28. HYDRAULICS - CHASSIS(RIDE CONTROL ASSEMBLY)

(A)=S270V-1
(B)=
(C)=

(D)=
(E)=
(F)=



No.	Lev.	Parts No.	Description	Q'ty						I	R
				(A)	(B)	(C)	(D)	(E)	(F)		
1	1	172551-00040	FITTING	2							
2	1	172551-01060	NUT	2							
3	1	172551-02090	MANIFOLD, RIDE CNTRL	1							1
4	1	172551-02130	ACCUMULATOR	1							
5	1	172216-03850	PLATE, SPACER	1							
6	1	172217-01340	TUBE, RIDE CONTROL	1							
7	1	172217-01350	TUBE, RIDE CONTROL	1							
8	1	172216-06070	HOSE	1							
9	1	172216-10890	FITTING	1							
10	1	172551-10160	BOLT	2							

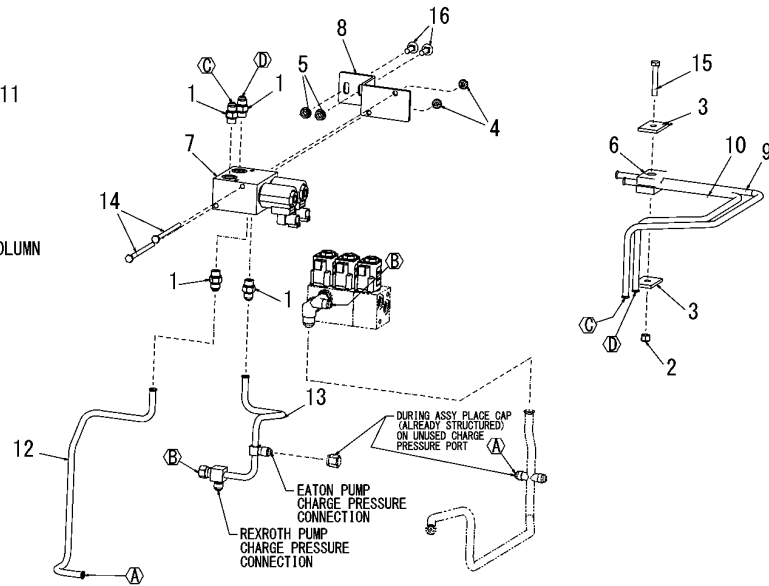
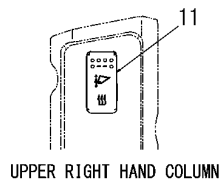
Remarks

(1) For breakdown see Fig.No.74.

Fig.29. HYDRAULICS - CHASSIS(HYDRAULIC QUICK COUPLER HYDRAULICS)

(A)=S270V-1
(B)=
(C)=

(D)=
(E)=
(F)=

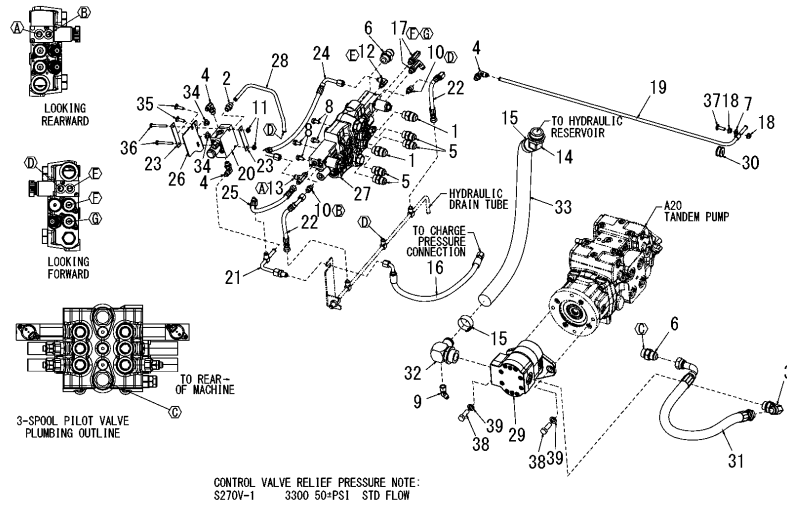


No.	Lev.	Parts No.	Description	Q'ty						I	R
				(A)	(B)	(C)	(D)	(E)	(F)		
1	1	172551-00070	FITTING	4							
2	1	172551-00150	NUT	1							
3	1	172551-00510	PLATE	2							
4	1	172215-06610	NUT	2							
5	1	172215-06620	NUT	2							
6	1	172216-12960	CLAMP	1							
7	1	172216-12970	VALVE, QUICK COUPLER	1							
8	1	172216-12980	BRKT, QUICK COUPLER	1							
9	1	172216-12990	TUBE, QUICK COUPLER	1							
10	1	172216-13000	TUBE, QUICK COUPLER	1							
11	1	172216-13010	SWITCH, Q COUPLER	1							
12	1	172216-17110	TUBE, DRAIN	1							
13	1	172216-17120	TUBE, CHARGE	1							
14	1	172216-09260	SCREW	2							
15	1	172215-02820	BOLT	2							
16	1	172551-09620	SCREW	1							

Fig.30. HYDRAULICS - CHASSIS(STANDARD AUXILIARY HYDRAULICS(HAND/FOOT AND DUAL JOYSTICK CONTROLS))

(A)=S270V-1
(B)=
(C)=

(D)=
(E)=
(F)=



No.	Lev.	Parts No.	Description	Q'ty						I	R
				(A)	(B)	(C)	(D)	(E)	(F)		
1	1	172215-00030	FITTING	2							
2	1	172551-00070	FITTING	1							
3	1	172551-00080	CONNECTOR	1							
4	1	172551-00220	CONNECTOR	3							
5	1	172551-00320	CONNECTOR	4							
6	1	172551-00330	CONNECTOR	2							
7	1	172551-00420	CLAMP	1							
8	1	172216-00290	SCREW	4							
9	1	172551-11420	FITTING	1							
10	1	172218-00050	FITTING	2							
11	1	172216-01590	NUT	2							
12	1	172215-00850	FITTING	1							
13	1	172216-14670	FITTING	1							
14	1	172551-02520	FITTING	1							
15	1	172551-02530	CLAMP	2							
16	1	172217-02080	HOSE	1							
17	1	172217-02410	FITTING	2							
18	1	172215-06620	NUT	2							
19	1	172218-01360	CASE, DRAIN	1							
20	1	172216-14680	VALVE, SOLENOID 3WAY	1							1
21	1	172216-14690	TUBE, HYD PILOT	1							
22	1	172216-14700	HOSE	2							
23	1	172216-14710	STRAP	2							
24	1	172216-14720	HOSE	1							
25	1	172216-14740	HOSE	1							
26	1	172216-14760	BRACKET, VALVE	1							
27	1	172216-14771	VALVE, 3-SPOOL PILOT	1							2
28	1	172216-14780	TUBE, CASE DRAIN	1							
29	1	172216-14830	PUMP, SINGLE	1							3
30	1	172218-07140	GROMMET	1							
31	1	172218-07150	HOSE	1							
32	1	172218-07160	FITTING	1							
33	1	172218-07170	HOSE	1							
34	1	172216-14820	NUT	2							
35	1	172215-02820	BOLT	2							
36	1	172216-09440	SCREW	2							
37	1	172551-09920	BOLT	1							
38	1	172217-03980	SCREW	2							
39	1	172215-03310	WASHER	2							

Remarks

- (1) For breakdown see Fig.No.68.
- (2) For breakdown see Fig.No.72.
- (3) For breakdown see Fig.No.64.

Fig.31. HYDRAULICS - CHASSIS(HIGH-FLOW AUXILIARY HYDRAULICS(DUAL JOYSTICK AND HAND/FOOT CONTROLS))

(A)=S270V-1

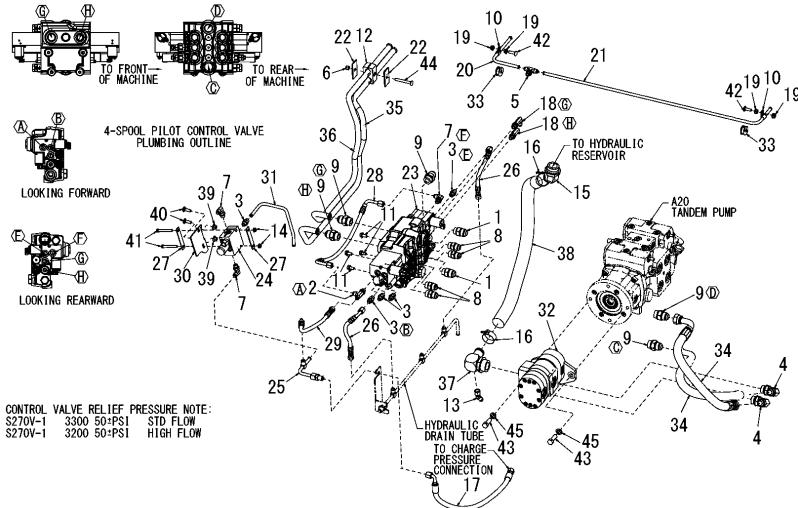
(B)=

(C)=

(D)=

(E)=

(F)=



No.	Lev.	Parts No.	Description	Q'ty						I	R
				(A)	(B)	(C)	(D)	(E)	(F)		
1	1	172215-00030	FITTING	2							
2	1	172551-00060	FITTING	1							
3	1	172551-00070	FITTING	5							
4	1	172551-00080	CONNECTOR	2							
5	1	172215-00080	FITTING	1							
6	1	172551-00150	NUT	1							
7	1	172551-00220	CONNECTOR	3							
8	1	172551-00320	CONNECTOR	4							
9	1	172551-00330	CONNECTOR	5							
10	1	172551-00420	CLAMP	2							
11	1	172216-00290	SCREW	4							
12	1	172551-00500	CLAMP	1							
13	1	172551-11420	FITTING	1							
14	1	172216-01590	NUT	2							
15	1	172551-02520	FITTING	1							
16	1	172551-02530	CLAMP	2							
17	1	172217-02080	HOSE	1							
18	1	172217-02410	FITTING	2							
19	1	172215-06620	NUT	4							
20	1	172218-01040	CASE, DRAIN	1							
21	1	172218-01360	CASE, DRAIN	1							
22	1	172218-04780	PLATE, TWIN FLAT	2							
23	1	172216-14841	VALVE, 4-SPOOL PILOT	1							1
24	1	172216-14680	VALVE, SOLENOID 3WAY	1							2
25	1	172216-14690	TUBE, HYD PILOT	1							
26	1	172216-14700	HOSE	2							
27	1	172216-14710	STRAP	2							
28	1	172216-14720	HOSE	1							
29	1	172216-14740	HOSE	1							
30	1	172216-14760	BRACKET, VALVE	1							
31	1	172216-14780	TUBE, CASE DRAIN	1							
32	1	172216-14880	PUMP, GEAR	1							3
33	1	172218-07140	GROMMET	2							
34	1	172218-07150	HOSE	2							
35	1	172218-07180	TUBE, HYD HI-FLOW	1							
36	1	172218-07190	TUBE, HYD HI-FLOW	1							
37	1	172218-07160	FITTING	1							
38	1	172218-07170	HOSE	1							
39	1	172216-14820	NUT	2							
40	1	172215-02820	BOLT	2							
41	1	172216-09440	SCREW	2							
42	1	172551-09920	BOLT	2							
43	1	172217-03980	SCREW	2							
44	1	172215-03200	BOLT	1							
45	1	172215-03310	WASHER	2							

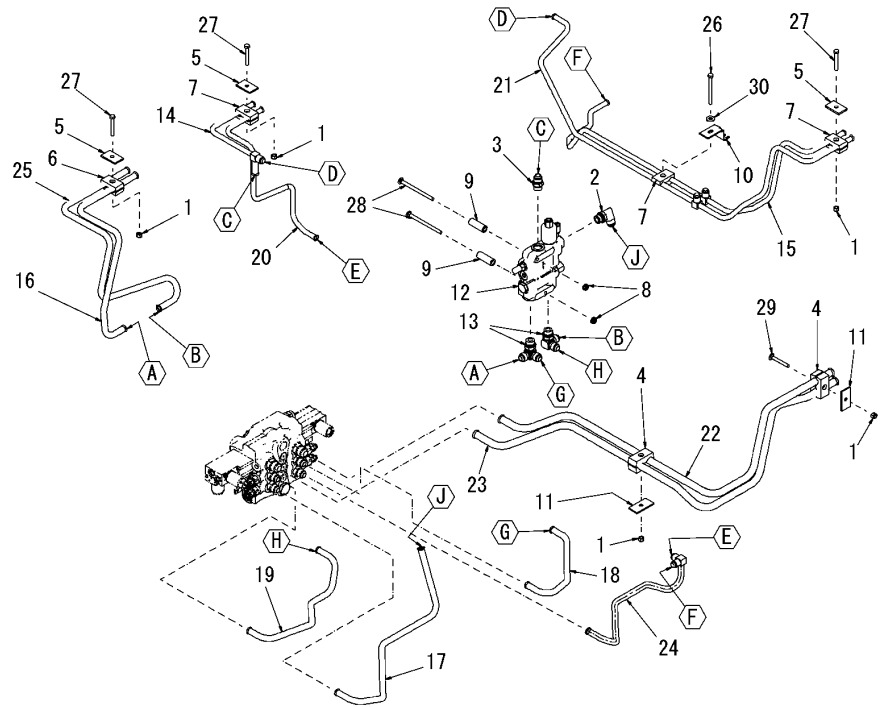
Remarks

- (1) For breakdown see Fig.No.73.
- (2) For breakdown see Fig.No.68.
- (3) For breakdown see Fig.No.65.

Fig.32. HYDRAULICS - CHASSIS(HAND/FOOT AND DUAL JOYSTICK CONTROLS WITH SELF-LEVELING VALVE)

(A)=S270V-1
(B)=
(C)=

(D)=
(E)=
(F)=



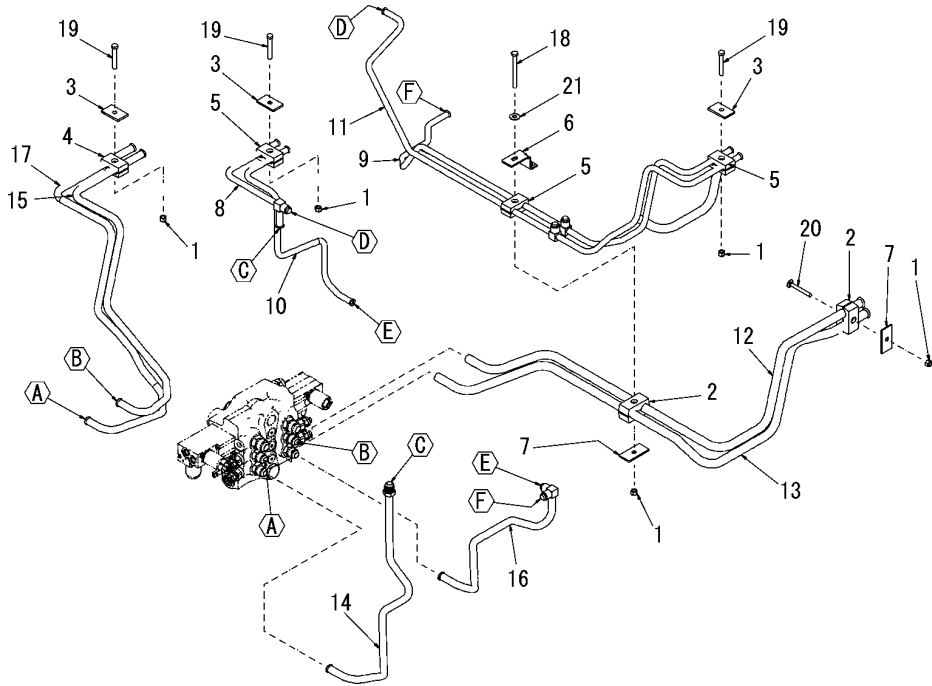
No.	Lev.	Parts No.	Description	Q'ty						I	R
				(A)	(B)	(C)	(D)	(E)	(F)		
1	1	172551-00150	NUT	5							
2	1	172215-00190	FITTING	1							
3	1	172551-00320	CONNECTOR	1							
4	1	172551-00500	CLAMP	2							
5	1	172551-00510	PLATE	3							
6	1	172215-00390	CLAMP	1							
7	1	172216-00460	CLAMP	3							
8	1	172551-01060	NUT	2							
9	1	172217-01250	SPACER	2							
10	1	172216-06390	BRACKET, HARNESS	1							
11	1	172218-04780	PLATE, TWIN FLAT	2							
12	1	172551-04201	VALVE, SELF-LEVEL	1							1
13	1	172216-14890	FITTING	2							
14	1	172216-14900	TUBE, HYD LIFT	1							
15	1	172216-14910	TUBE, HYD LIFT	1							
16	1	172216-14920	TUBE, HYD TILT	1							
17	1	172216-14930	TUBE, HYD LIFT	1							
18	1	172216-14940	TUBE, HYD TILT	1							
19	1	172216-14950	TUBE, HYD TILT	1							
20	1	172216-14960	TUBE, HYD LIFT	1							
21	1	172216-14970	TUBE, HYD LIFT	1							
22	1	172216-14980	TUBE, HYD STD AUX	1							
23	1	172216-14990	TUBE, HYD STD AUX	1							
24	1	172216-15000	TUBE, HYD LIFT	1							
25	1	172216-15010	TUBE, HYD TILT	1							
26	1	172216-09340	SCREW	1							
27	1	172551-09760	SCREW	3							
28	1	172217-04020	BOLT	2							
29	1	172215-03200	BOLT	1							
30	1	172551-10370	WASHER	1							

Remarks
(1) For breakdown see Fig.No.66.

Fig.33. HYDRAULICS - CHASSIS(HAND/FOOT AND DUAL JOYSTICK CONTROLS WITHOUT SELF-LEVELING)

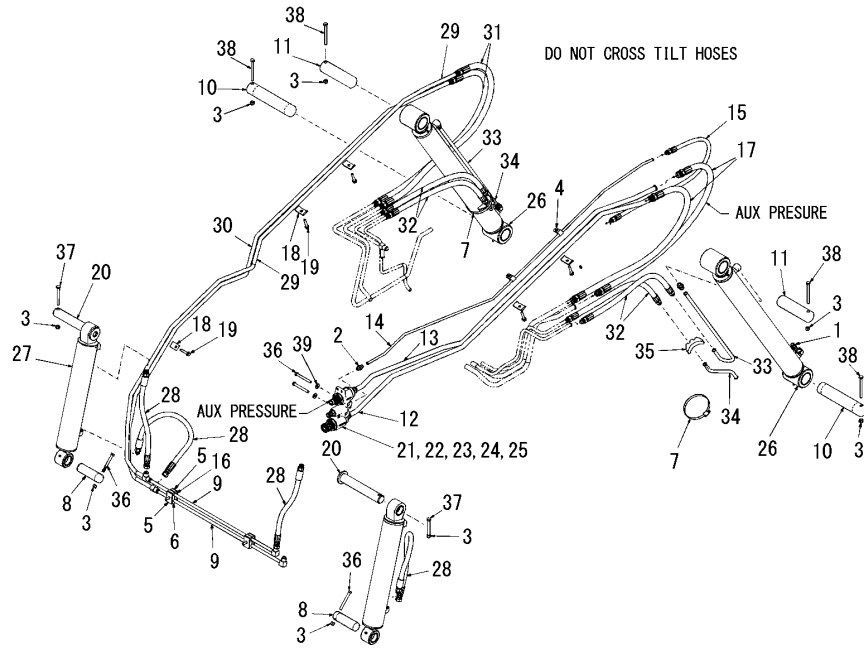
(A)=S270V-1
(B)=
(C)=

(D)=
(E)=
(F)=



No.	Lev.	Parts No.	Description	Q'ty						I	R
				(A)	(B)	(C)	(D)	(E)	(F)		
1	1	172551-00150	NUT	5							
2	1	172551-00500	CLAMP	2							
3	1	172551-00510	PLATE	3							
4	1	172215-00390	CLAMP	1							
5	1	172216-00460	CLAMP	3							
6	1	172216-06390	BRACKET, HARNESS	1							
7	1	172218-04780	PLATE, TWIN FLAT	2							
8	1	172216-14900	TUBE, HYD LIFT	1							
9	1	172216-14910	TUBE, HYD LIFT	1							
10	1	172216-14960	TUBE, HYD LIFT	1							
11	1	172216-14970	TUBE, HYD LIFT	1							
12	1	172216-14980	TUBE, HYD STD AUX	1							
13	1	172216-14990	TUBE, HYD STD AUX	1							
14	1	172216-15020	TUBE, HYD LIFT	1							
15	1	172216-15030	TUBE, HYD TILT	1							
16	1	172216-15000	TUBE, HYD LIFT	1							
17	1	172216-15040	TUBE, HYD TILT	1							
18	1	172216-09340	SCREW	1							
19	1	172551-09760	SCREW	3							
20	1	172215-03200	BOLT	1							
21	1	172551-10370	WASHER	1							

Fig.34. HYDRAULICS - LIFT ARM(STANDARD HYDRAULICS)



(A)=S270V-1

(B)=

(C)=

(D)=

(E)=

(F)=

No.	Lev.	Parts No.	Description	Q'ty						I	R
				(A)	(B)	(C)	(D)	(E)	(F)		
1	1	172551-00040	FITTING	4							
2	1	172551-00070	FITTING	1							
3	1	172551-00180	NUT	8							
4	1	172215-00340	CLAMP	2							
5	1	172551-00510	PLATE	4							
6	1	172216-00460	CLAMP	2							
7	1	172552-00030	CLAMP	2							
8	1	172216-01810	PIN	2							
9	1	172218-00110	TUBE, CROSSMEMBER	2							
10	1	172218-00730	PIN, PIVOT	2							
11	1	172218-00750	PIN, PIVOT	2							
12	1	172218-00900	TUBE, AUX. LOWER	1							
13	1	172218-00910	TUBE, AUX. UPPER	1							
14	1	172218-00980	TUBE, DRAIN AUX.	1							
15	1	172218-01630	HOSE	1							
16	1	172218-04530	SCREW	2							
17	1	172218-04630	HOSE	2							
18	1	172215-08920	CLAMP	5							
19	1	172218-05820	SCREW	5							
20	1	172216-15320	PIN, TILT CYLINDER	2							
21	1	172216-15211	BLOCK, COUPLER	1							
22	2	172216-16830	Q-COUPLER KIT,MALE	1							
23	2	172216-16840	Q-COUPLER KIT,FEMALE	1							
24	2	172216-16850	Q-COUPLER KIT RETURN	1							
25	2	172216-16860	FITTING KIT, 3/4SAE	2							
26	1	172218-07220	CYLINDER/LIFT	2							1
27	1	172216-15330	CYLINDER, TILT	2							2
28	1	172216-15340	HOSE	4							
29	1	172218-07230	TUBE, HYD UPPER TILT	1							
30	1	172218-07240	TUBE, HYD LOWER TILT	1							
31	1	172218-07250	HOSE	2							
32	1	172218-07260	HOSE	4							
33	1	172218-07270	TUBE, HYD LIFT CYL	2							
34	1	172218-07280	TUBE, HYD LIFT CYL	2							
35	1	172218-07290	CLAMP, SADDLE	2							
36	1	172218-04960	SCREW	4							
37	1	172551-09780	SCREW	2							
38	1	172216-09400	SCREW	4							
39	1	172551-10370	WASHER	2							

Remarks

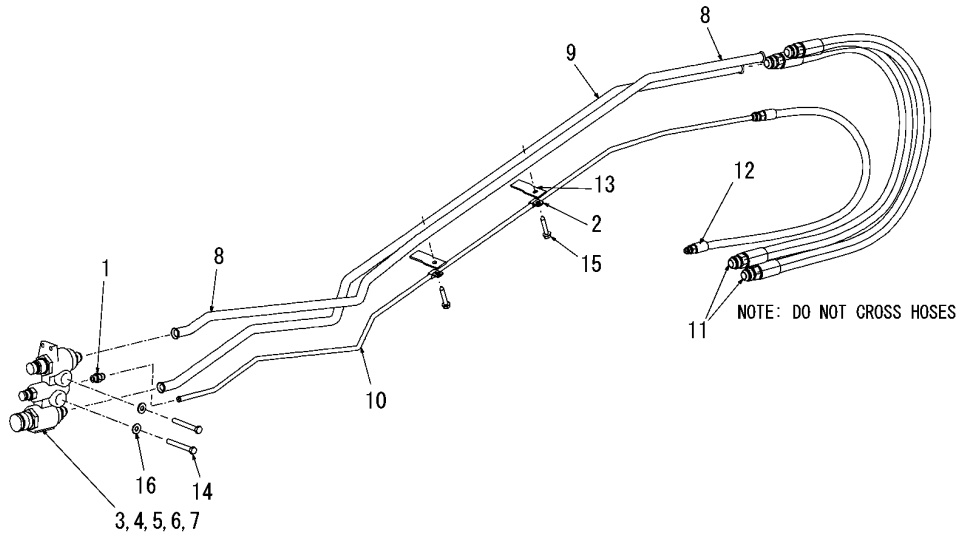
(1) For breakdown see Fig.No.57.

(2) For breakdown see Fig.No.58.

Fig.35. HYDRAULICS - LIFT ARM(HIGH-FLOW HYDRAULICS)

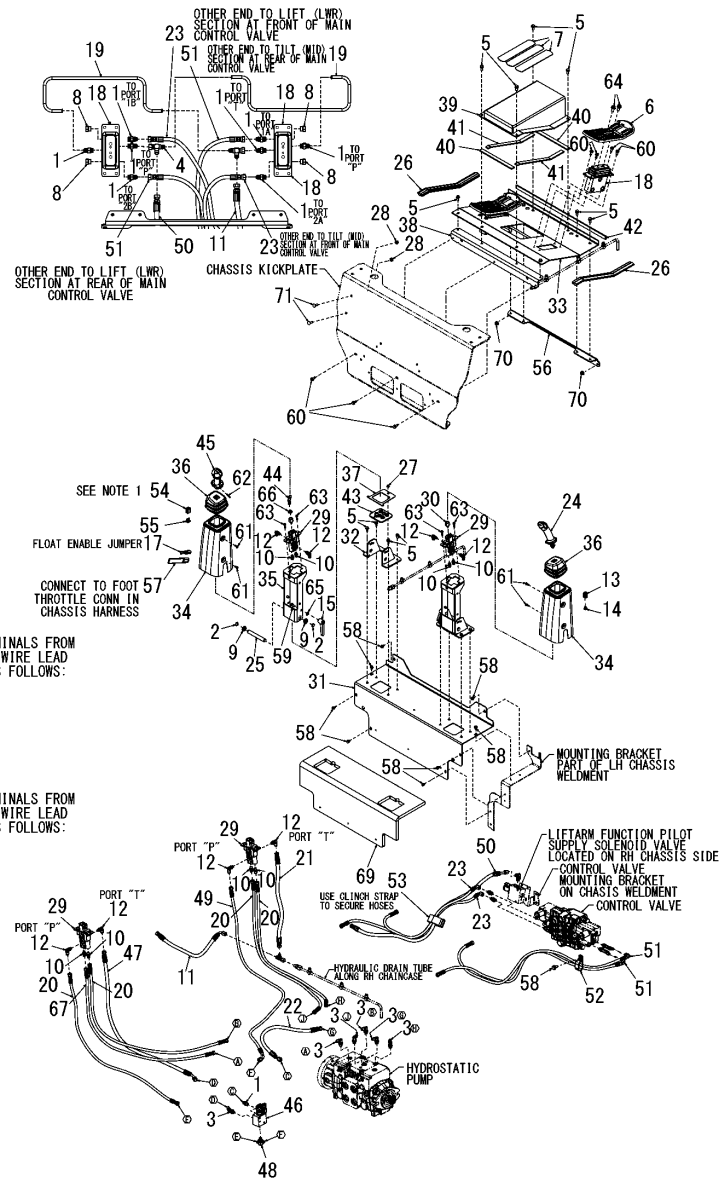
(A)=S270V-1
(B)=
(C)=

(D)=
(E)=
(F)=



No.	Lev.	Parts No.	Description	Q'ty						I	R
				(A)	(B)	(C)	(D)	(E)	(F)		
1	1	172551-00070	FITTING	1							
2	1	172551-00420	CLAMP	2							
3	1	172216-15211	BLOCK, COUPLER	1							
4	2	172216-16830	Q-COUPLER KIT,MALE	1							
5	2	172216-16840	Q-COUPLER KIT,FEMALE	1							
6	2	172216-16850	Q-COUPLER KIT RETURN	1							
7	2	172216-16860	FITTING KIT, 3/4SAE	2							
8	1	172218-00920	TUBE, H-FLOW UPPER	1							
9	1	172218-00930	TUBE, H-FLOW LOWER	1							
10	1	172218-00990	TUBE, DRAIN H-FLOW	1							
11	1	172218-01620	HOSE	2							
12	1	172218-01630	HOSE	1							
13	1	172218-02390	PLATE, TUBE	2							
14	1	172218-04960	SCREW	2							
15	1	172218-05820	SCREW	2							
16	1	172551-10370	WASHER	2							

Fig.36. CONTROLS - LIFT/TILT AND TRACTION(HAND/FOOT CONTROLS)



- NOTES
1. INSERT LOOSE TERMINALS FROM RH JOYSTICK GRIP WIRE LEAD INTO CONNECTOR AS FOLLOWS:
 #1 - RED
 #2 - WHITE
 #3 - BLACK
 #4 - BROWN
 #5 - BLUE
 #6 - GREEN
 #7 - YELLOW
 #8 - GRAY
 2. INSERT LOOSE TERMINALS FROM LH JOYSTICK GRIP WIRE LEAD INTO CONNECTOR AS FOLLOWS:
 #1 - RED
 #2 - GRAY
 #3 - BLUE
 #4 - BLACK

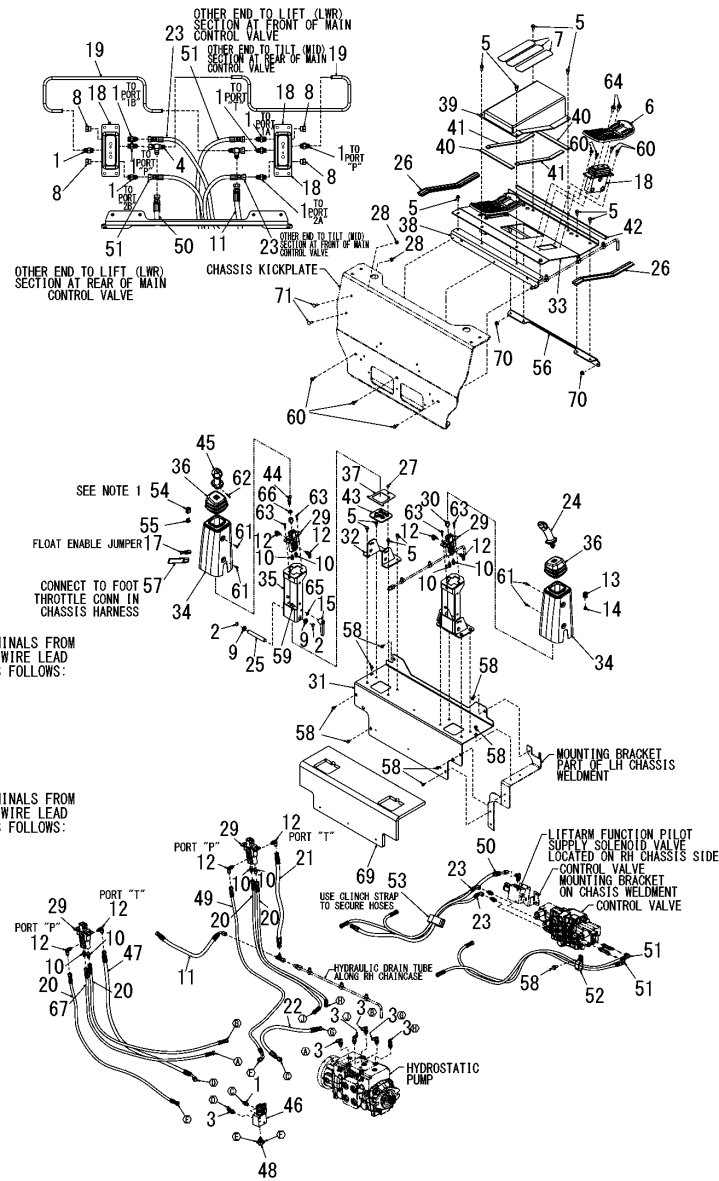
(A)=S270V-1
(B)=
(C)=

(D)=
(E)=
(F)=

No.	Lev.	Parts No.	Description	(A)	(B)	(C)	Q'ty	(D)	(E)	(F)	I	R
1	1	172551-00070	FITTING				9					
2	1	172216-00160	RING, RETAINING				4					
3	1	172551-00220	CONNECTOR				6					
4	1	172551-00340	FITTING				2					
5	1	172551-00610	SCREW				18					
6	1	172215-04530	PEDAL, FOOT				2					
7	1	172216-00550	STRIP				3					
8	1	172551-00960	PLUG				4					
9	1	172216-00900	BUSHING, PIVOT				4					
10	1	172218-00050	FITTING				4					
11	1	172218-00170	HOSE				1					
12	1	172215-00850	FITTING				4					
13	1	172216-03520	PLUG, 4-PIN				1					
14	1	172216-03530	WEDGE, 4-PIN				1					
15	1	172216-04490	HANDLE, RATCHET				2					
16	1	172216-04870	SPACER				3					1
17	1	172216-04930	ADAPTOR				1					
18	1	172217-01430	VALVE, FOOT				2					2
19	1	172217-01480	TUBE				2					
20	1	172217-01980	HOSE				4					
21	1	172217-02220	HOSE				1					
22	1	172216-15460	HOSE				1					
23	1	172217-02590	HOSE				2					
24	1	172217-02630	GRIP				1					
25	1	172218-00600	PIN, TILT CONSOLE				2					
26	1	172218-00610	SEAL, BULB				2					
27	1	172215-06610	NUT				2					
28	1	172215-06620	NUT				2					
29	1	172218-00790	VALVE, CONTROL				2					
30	1	172218-00850	ADAPTOR				2					
31	1	172218-00950	COVER, CROSSMEMBER				1					
32	1	172218-01050	BASE, JOYSTICK				2					
33	1	172218-01460	PLATE, FLOOR H-F				1					
34	1	172218-01730	COVER, TOWER				2					
35	1	172218-02230	TOWER, H-F				2					
36	1	172218-02300	BOOT, CONTROL VALVE				2					
37	1	172218-02440	BRACKET,RETAINER				2					
38	1	172218-02470	BRACKET, MOUNTING				1					
39	1	172218-02500	COVER, DOGHOUSE				1					
40	1	172218-02510	STRIP, FOAM SEAL				2					
41	1	172218-02520	STRIP, FOAM SEAL				2					
42	1	172218-02530	SEAL, FLOOR				1					
43	1	172216-15480	GROMMET				2					
44	1	172216-15490	LEVER, GRIP RIGHT				1					
45	1	172216-15500	GRIP				1					
46	1	172218-06360	VALVE, JOYSTICK				1					3
47	1	172218-07300	HOSE				1					
48	1	172216-15510	FITTING				1					
49	1	172218-07310	HOSE				1					
50	1	172216-15550	HOSE				1					
51	1	172216-15560	HOSE				2					

Remarks
 (1) Not shown in illustration.
 (2) For breakdown see Fig.No.77.
 (3) For breakdown see Fig.No.71.

Fig.36. CONTROLS - LIFT/TILT AND TRACTION(HAND/FOOT CONTROLS)



- NOTES
1. INSERT LOOSE TERMINALS FROM RH JOYSTICK GRIP WIRE LEAD INTO CONNECTOR AS FOLLOWS:
 #1 - RED
 #2 - WHITE
 #3 - BLACK
 #4 - BROWN
 #5 - BLUE
 #6 - GREEN
 #7 - YELLOW
 #8 - GRAY
 2. INSERT LOOSE TERMINALS FROM LH JOYSTICK GRIP WIRE LEAD INTO CONNECTOR AS FOLLOWS:
 #1 - RED
 #2 - GRAY
 #3 - BLUE
 #4 - BLACK

(A)=S270V-1
 (B)=
 (C)=

(D)=
 (E)=
 (F)=

No.	Lev.	Parts No.	Description	Q'ty						I	R
				(A)	(B)	(C)	(D)	(E)	(F)		
52	1	172551-00090	CLAMP	1							
53	1	172216-15580	STRAP	1							
54	1	172216-15590	PLUG	1							
55	1	172216-15600	WEDGE, LOCKING	1							
56	1	172218-07320	CROSSBRACE	1							
57	1	172216-15470	PLUG, HARNESS	1							
58	1	172215-03150	SCREW	7							
59	1	172215-02820	BOLT	2							
60	1	172215-03150	SCREW	12							
61	1	172551-10010	SCREW	4							
62	1	172216-09610	PIN, ROLL	1							
63	1	172216-09710	SCREW	4							
64	1	172217-04010	SCREW	4							
65	1	172551-10370	WASHER	2							
66	1	172216-15610	NUT	1							
67	1	172218-07330	HOSE	1							
68	1	172216-11170	SCREW	3							
69	1	172218-01100	COVER, CROSSMEMBER	1							1
70	1	172216-14820	NUT	2							
71	1	172551-09720	BOLT	2							

Remarks
 (1) Not shown in illustration.
 (2) For breakdown see Fig.No.77.
 (3) For breakdown see Fig.No.71.

Fig.37. CONTROLS - LIFT/TILT AND TRACTION(DUAL JOYSTICK CONTROLS)

(A)=S270V-1

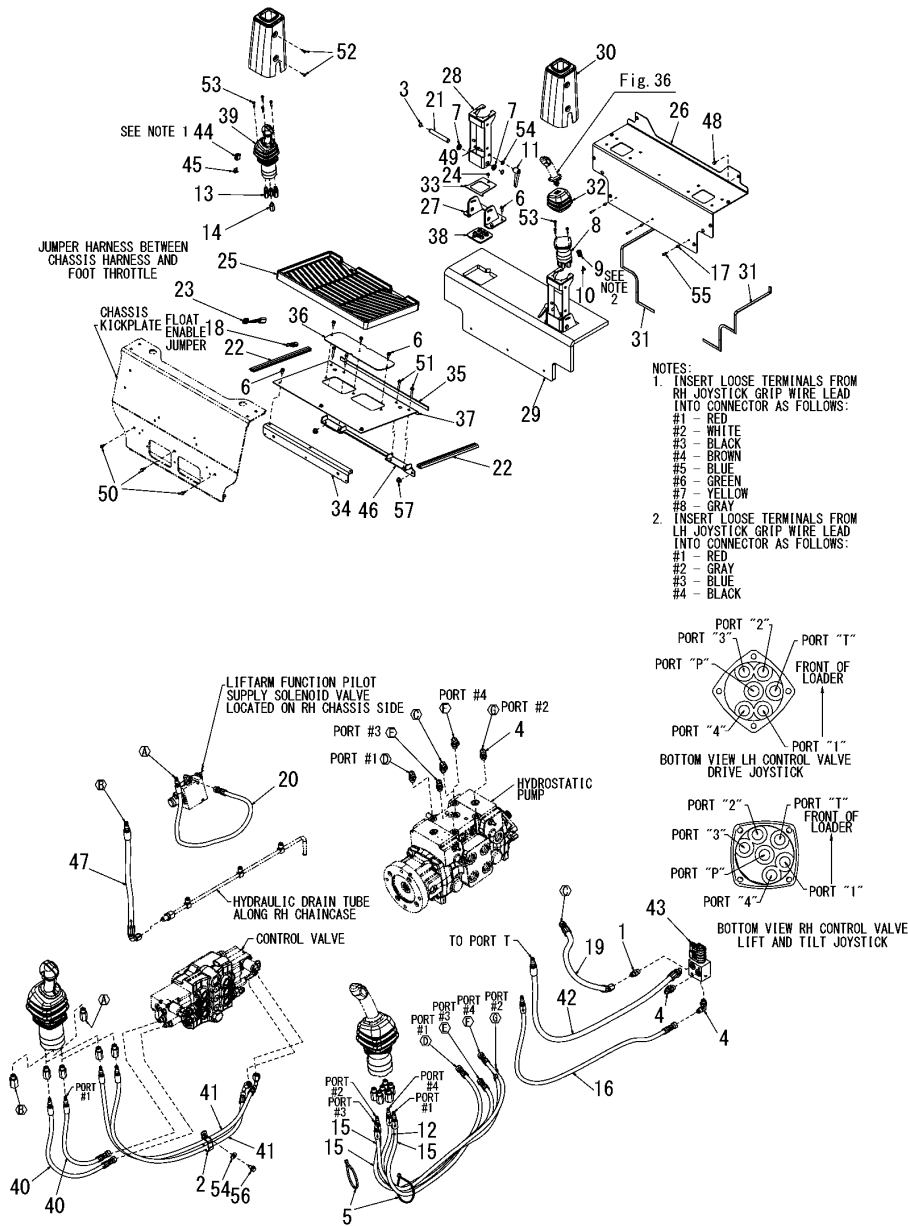
(B)=

(C)=

(D)=

(E)=

(F)=



No.	Lev.	Parts No.	Description	Q'ty						I	R
				(A)	(B)	(C)	(D)	(E)	(F)		
1	1	172551-00070	FITTING	1							
2	1	172551-00090	CLAMP	1							
3	1	172216-00160	RING, RETAINING	4							
4	1	172551-00220	CONNECTOR	7							
5	1	172551-00370	TIE, CABLE	2							
6	1	172551-00610	SCREW	14							
7	1	172216-00900	BUSHING, PIVOT	4							
8	1	172216-03290	JOYSTICK, DRIVE	1							
9	1	172216-03520	PLUG, 4-PIN	1							
10	1	172216-03530	WEDGE, 4-PIN	1							
11	1	172216-04490	HANDLE, RATCHET	2							
12	1	172218-00460	HOSE	1							
13	1	172216-04590	ADAPTOR	10							
14	1	172216-04600	ADAPTOR	2							
15	1	172218-00450	HOSE	3							
16	1	172218-00440	HOSE	1							
17	1	172216-04870	SPACER	3							
18	1	172216-04930	ADAPTOR	1							
19	1	172216-15460	HOSE	1							
20	1	172217-02800	HOSE	1							
21	1	172218-00600	PIN, TILT CONSOLE	2							
22	1	172218-00610	SEAL, BULB	2							
23	1	172216-07120	HARNESS, THROTTLE	1							
24	1	172215-06610	NUT	2							
25	1	172218-00880	MAT, FLOOR	1							
26	1	172218-00950	COVER, CROSSMEMBER	1							
27	1	172218-01050	BASE, JOYSTICK	2							
28	1	172218-01060	TOWER, JOYSTICK	2							
29	1	172218-01100	COVER, CROSSMEMBER	1							
30	1	172218-01730	COVER, TOWER	2							
31	1	172218-02240	SEAL	2							
32	1	172218-02300	BOOT, CONTROL VALVE	1							
33	1	172218-02440	BRACKET,RETAINER	2							
34	1	172218-02460	BRACKET, FLOOR PLATE	1							
35	1	172218-02530	SEAL, FLOOR	1							
36	1	172218-02540	COVER, CLEAN-OUT	1							
37	1	172218-02550	PLATE, FLOOR	1							
38	1	172216-15480	GROMMET	2							
39	1	172216-15630	JOYSTICK ASSY, LIFT	1							
40	1	172216-15640	HOSE	2							
41	1	172216-15650	HOSE	2							
42	1	172218-07340	HOSE	1							
43	1	172218-06360	VALVE, JOYSTICK	1							1
44	1	172216-15590	PLUG	1							
45	1	172216-15600	WEDGE, LOCKING	1							
46	1	172218-07350	PLATE, REAR FLOOR	1							
47	1	172218-07360	HOSE	1							
48	1	172215-03150	SCREW	6							
49	1	172215-02820	BOLT	2							
50	1	172215-03150	SCREW	3							
51	1	172218-05050	SCREW	4							

Remarks
 (1) For breakdown see Fig.No.71.

Fig.37. CONTROLS - LIFT/TILT AND TRACTION(DUAL JOYSTICK CONTROLS)

(A)=S270V-1

(B)=

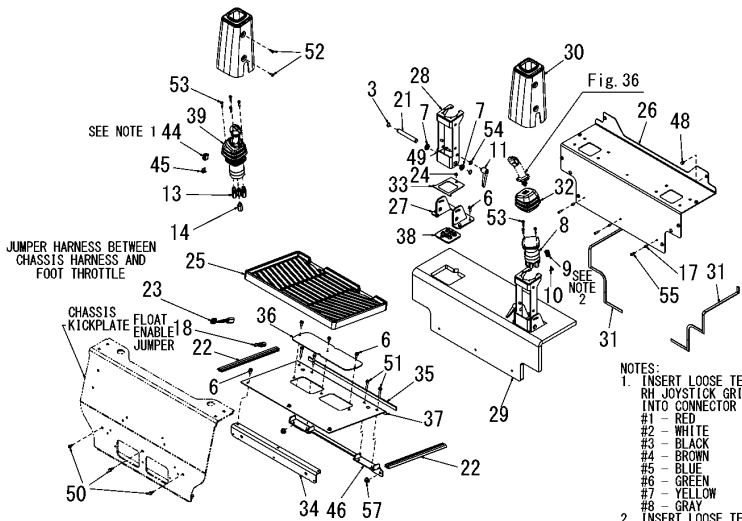
(C)=

(D)=

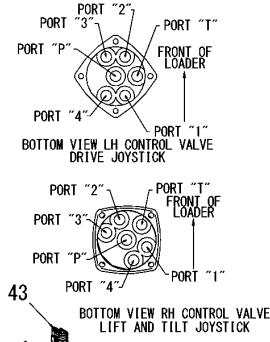
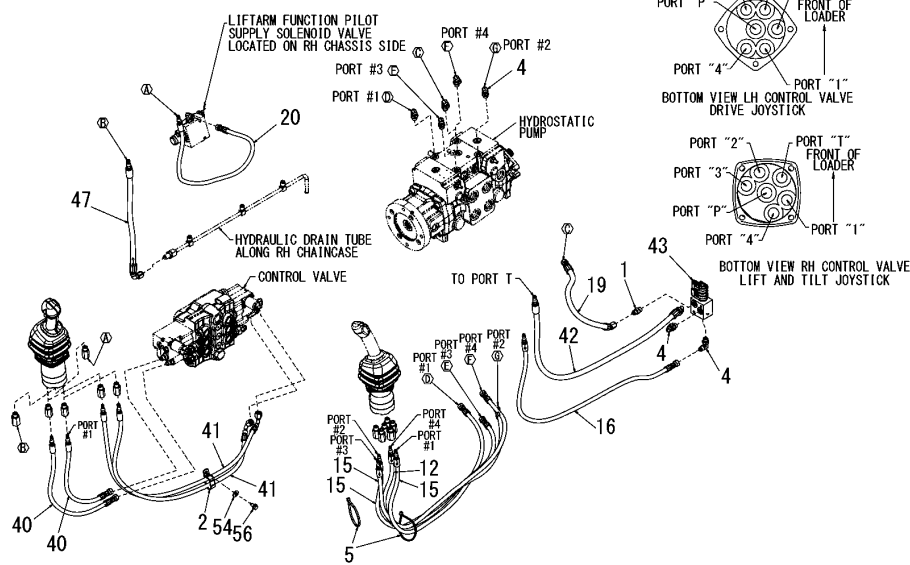
(E)=

(F)=

No.	Lev.	Parts No.	Description	Q'ty						I	R
				(A)	(B)	(C)	(D)	(E)	(F)		
52	1	172551-10010	SCREW	4							
53	1	172216-09710	SCREW	7							
54	1	172551-10370	WASHER	3							
55	1	172216-11170	SCREW	3							
56	1	172215-03150	SCREW	1							
57	1	172216-14820	NUT	2							



- NOTES:
1. INSERT LOOSE TERMINALS FROM RH JOYSTICK GRIP WIRE LEAD INTO CONNECTOR AS FOLLOWS:
 #1 - RED
 #2 - WHITE
 #3 - BLACK
 #4 - BROWN
 #5 - BLUE
 #6 - GREEN
 #7 - YELLOW
 #8 - GRAY
 2. INSERT LOOSE TERMINALS FROM LH JOYSTICK GRIP WIRE LEAD INTO CONNECTOR AS FOLLOWS:
 #1 - RED
 #2 - GRAY
 #3 - BLUE
 #4 - BLACK

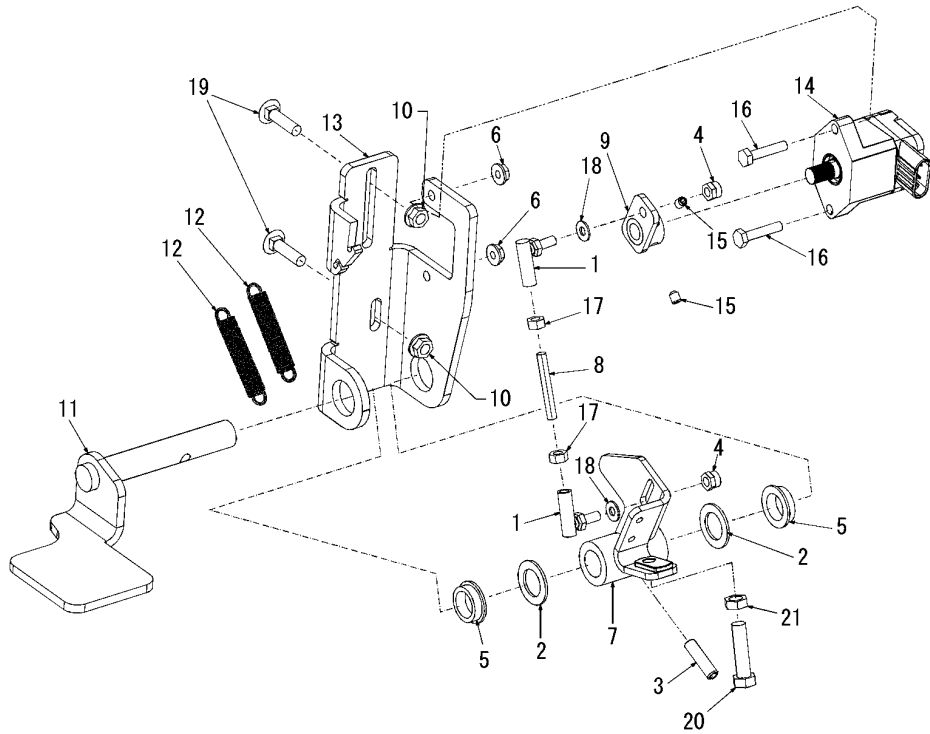


Remarks
 (1) For breakdown see Fig.No.71.

Fig.38. CONTROLS - ENGINE(DUAL JOYSTICK CONTROLS)

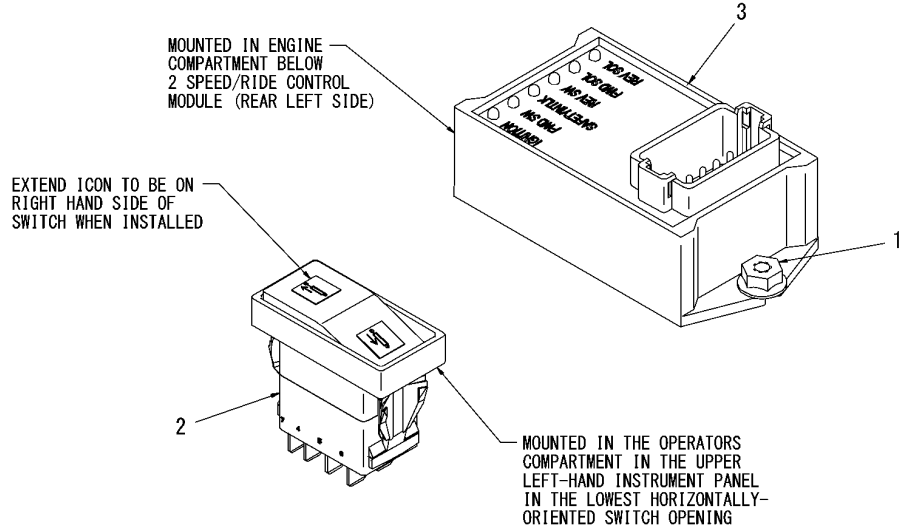
(A)=S270V-1
(B)=
(C)=

(D)=
(E)=
(F)=



No.	Lev.	Parts No.	Description	Q'ty						I	R
				(A)	(B)	(C)	(D)	(E)	(F)		
1	1	172216-00020	JOINT, BALL	2							
2	1	172216-00070	WASHER	2							
3	1	172216-00280	PIN, ROLL	1							
4	1	172216-00540	NUT	2							
5	1	172216-00900	BUSHING, PIVOT	2							
6	1	172216-01590	NUT	2							
7	1	172216-06540	BRACKET, THROTTLE	1							
8	1	172217-02620	ROD, THREADED	1							
9	1	172216-06970	LINK, THROTTLE	1							
10	1	172215-06620	NUT	2							
11	1	172217-03390	PEDAL, THROTTLE	1							
12	1	172216-07990	SPRING	2							
13	1	172216-10430	BRACKET, THROTTLE	1							
14	1	172216-15670	BODY, THROTTLE	1							
15	1	172216-09270	SCREW SET	2							
16	1	172551-09460	SCREW	2							
17	1	172216-09330	NUT	2							
18	1	172551-09640	WASHER	2							
19	1	172551-09810	BOLT	2							
20	1	172551-10040	SCREW	1							
21	1	172551-10330	NUT	1							

Fig.39. CONTROLS - ENGINE(HIGH FLOW CONTROL)



(A)=S270V-1
(B)=
(C)=

(D)=
(E)=
(F)=

No.	Lev.	Parts No.	Description	Q'ty						I	R
				(A)	(B)	(C)	(D)	(E)	(F)		
1	1	172551-01590	FLANGE	2							
2	1	172218-02000	SWITCH, HIGH FLOW	1							
3	1	172551-04790	CONTROLLER,HIGH-FLOW	1							

Fig.40. ELECTRICAL - CHASSIS

(A)=S270V-1

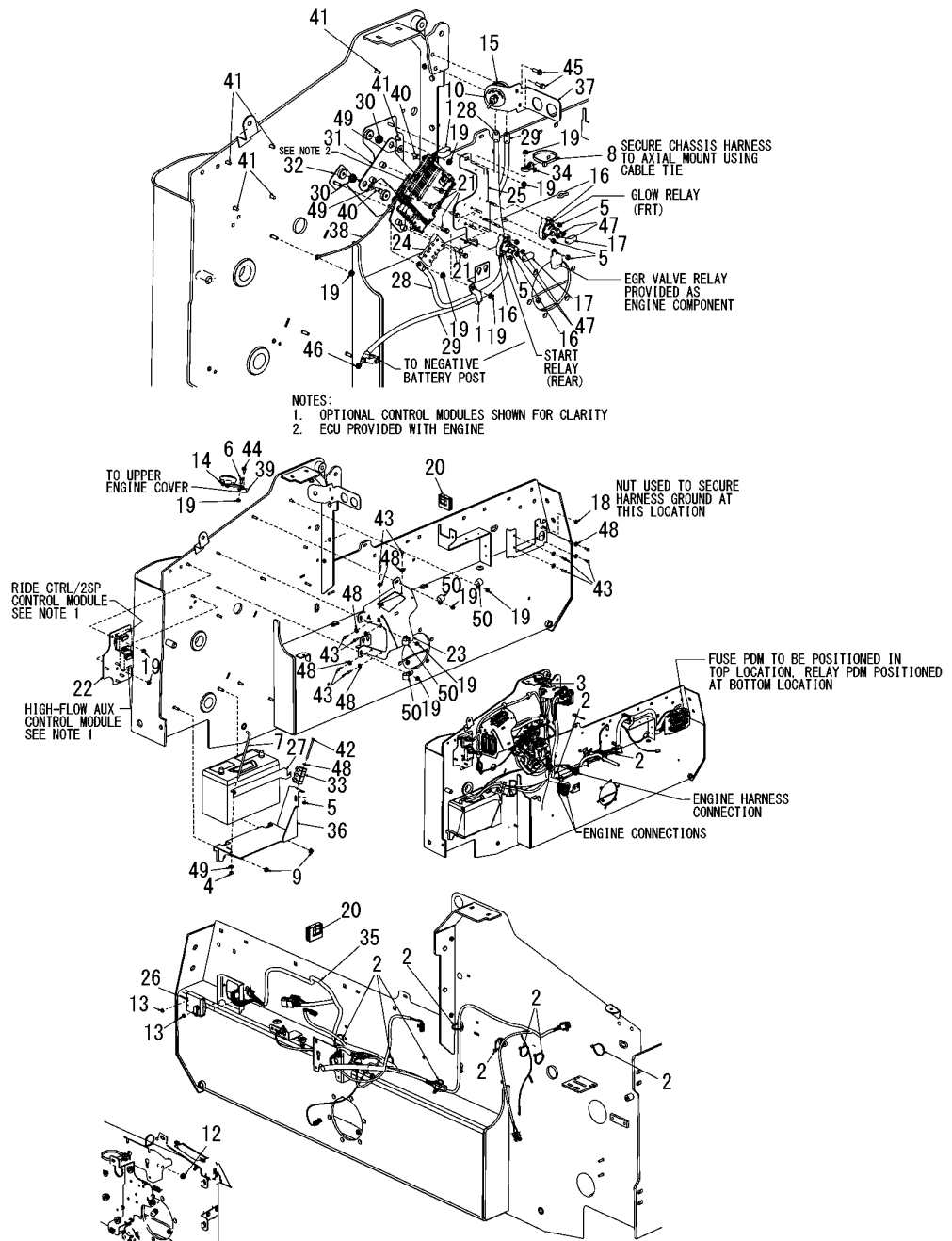
(B)=

(C)=

(D)=

(E)=

(F)=



No.	Lev.	Parts No.	Description	Q'ty						I	R
				(A)	(B)	(C)	(D)	(E)	(F)		
1	1	172551-00090	CLAMP	2							
2	1	172551-00120	TIE, CABLE	18							
3	1	172218-07370	GROMMET	1							
4	1	172551-00150	NUT	1							
5	1	172551-00250	NUT	6							
6	1	172216-00290	SCREW	1							
7	1	172218-00010	ROD, BATTERY	1							
8	1	172215-00480	TIE, CABLE	1							
9	1	172551-00720	NUT	2							
10	1	172551-00740	FACE PLATE	1							
12	1	172215-00700	NUT	1							
13	1	172551-01590	FLANGE	2							
14	1	172551-01980	HORN	1							
15	1	172216-15690	SWITCH	1							
16	1	172216-06000	SOLENOID	2							
17	1	172216-07150	COVER, ELECTRICAL	2							
18	1	172215-06610	NUT	1							
19	1	172215-06620	NUT	13							
20	1	172218-00890	PLUG, PASS THROUGH	2							
21	1	172216-17490	SCREW	6							
22	1	172216-15710	PLATE, STUD	1							
23	1	172216-15720	BRACKET, AIR CLEANER	1							
24	1	172216-15730	CLAMP, HARNESS	1							
25	1	172216-15740	BRACKET	1							
26	1	172216-15750	MODULE, STD AUX HYD	1							
27	1	172216-15760	ANGLE, BATTERY	1							
28	1	172216-15790	CABLE, BATTERY	1							
29	1	172218-07380	CABLE, BATTERY	1							
30	1	172216-15820	ISOLATOR	4							
31	1	172216-15830	BRACKET, ECU SUPPORT	1							
32	1	172216-15840	BRKT, MOUNTING ECU	1							
33	1	172216-15850	CLAMP, CABLE TRIPLE	1							
34	1	172216-15860	MOUNT, AXIAL	1							
35	1	172218-07390	CABLE, BATTERY	1							
36	1	172218-07400	TRAY, BUTTERY	1							
37	1	172218-07410	BRACKET, CONNECTOR	1							
38	1	172218-07420	CABLE, CASE GROUND	1							
39	1	172216-15870	BRACKET, HORN	1							
40	1	172551-09510	SCREW	4							
41	1	172215-02820	BOLT	6							
42	1	172216-15900	SCREW	1							
43	1	172216-09590	SCREW	10							
44	1	172215-03150	SCREW	1							
45	1	172218-05150	SCREW	2							
46	1	172551-10300	NUT	1							
47	1	172551-10320	NUT	4							
48	1	172551-10360	WASHER	11							
49	1	172551-10370	WASHER	5							
50	1	172216-15910	CLAMP, HOSE	4							

Fig.41. ELECTRICAL - CHASSIS(RIDE CONTROL/TWO-SPEED ASSEMBLY)

(A)=S270V-1
(B)=
(C)=

(D)=
(E)=
(F)=

No.	Lev.	Parts No.	Description	Q'ty						I	R
				(A)	(B)	(C)	(D)	(E)	(F)		
1	1	172551-01590	FLANGE	2							
2	1	172216-07710	MODULE, 2-SPEED	1							

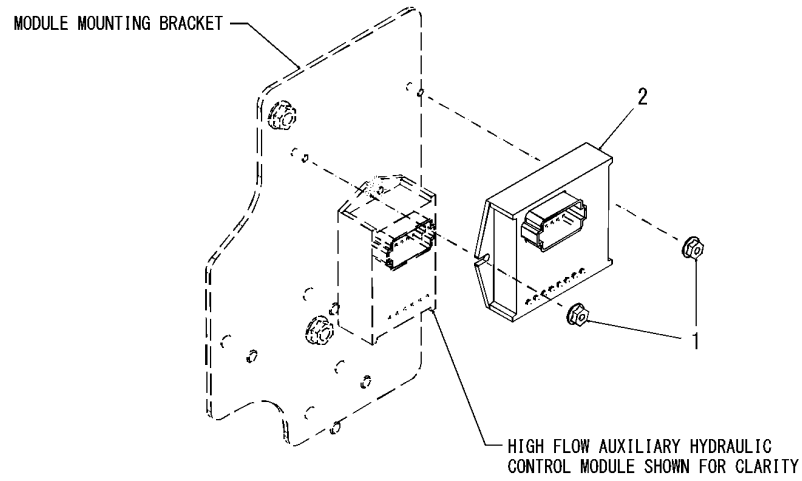


Fig.42. ELECTRICAL - ROPS/FOPS

(A)=S270V-1

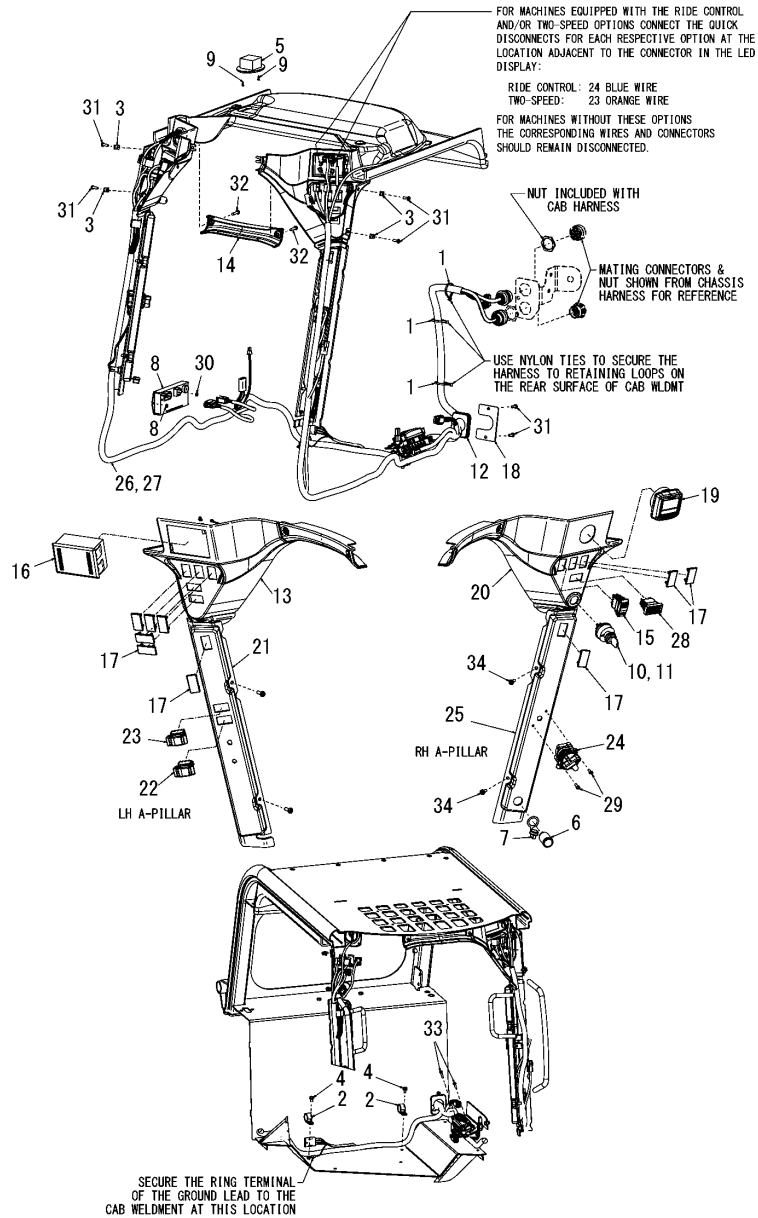
(B)=

(C)=

(D)=

(E)=

(F)=



No.	Lev.	Parts No.	Description	Q'ty						I	R
				(A)	(B)	(C)	(D)	(E)	(F)		
1	1	172551-00120	TIE, CABLE	3							
2	1	172216-00080	CLAMP	2							
3	1	172216-00140	NUT, SPEED	4							
4	1	172218-00020	SCREW	2							
5	1	172216-02350	LIGHT, DOME	1							
6	1	172551-01460	POWER,AUXILIARY	1							
7	1	172551-01470	COVER	1							
8	1	172216-02440	MODULE, INTERLOCK	1							
9	1	172216-06750	SCREW	2							
10	1	172215-02140	SWITCH, IGNITION	1							
11	2	172215-00300	KEY	1							
12	1	172218-01020	PLUG, PASS-THROUGH	1							
13	1	172218-01800	PANEL, INSTRUMENT,L	1							
14	1	172218-01820	CROSSPIECE, PANEL	1							
15	1	172218-01980	SWITCH, PARK BRAKE	1							
16	1	172218-02420	MODULE, DISPLAY	1							
17	1	172551-03050	PLUG	9							
18	1	172218-02640	PLATE, BACKING	1							
19	1	172216-15920	DISPLAY, ELECTRONIC	1							
20	1	172216-15930	PANEL, INSTRUMENT R	1							
21	1	172216-15940	COVER, A-PILLAR L TF	1							
22	1	172218-07430	SWITCH,MASTER LIGHTS	1							
23	1	172218-07440	SWITCH, SELECTOR	1							
24	1	172218-06250	THROTTLE, HAND	1							
25	1	172218-06260	COVER,A-PILLAR RH TF	1							
26	1	172218-07450	HARNESS, CAB	1							1
27	1	172216-15970	HARNESS, CAB	1							2
28	1	172216-15980	SWITCH, DPF REGEN	1							
29	1	172216-09740	SCREW	2							
30	1	172215-02790	NUT	2							
31	1	172551-10010	SCREW	6							
32	1	172216-09730	SCREW	2							
33	1	172216-15990	SCREW	2							
34	1	172215-03110	SCREW	4							

Remarks

* DPF: DPF stands for DIESEL PARTICULATE FILTER.

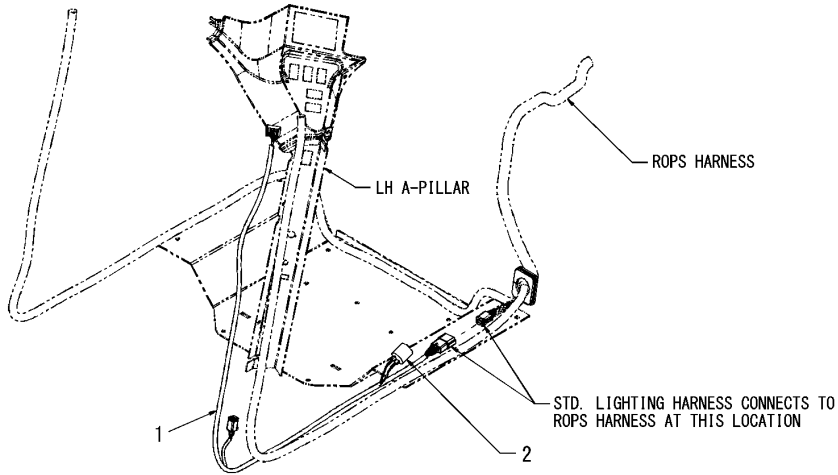
(1) SN 904401 and Up.

(2) SN 904400 and Before.

Fig.43. ELECTRICAL - ROPS/FOPS(STANDARD LIGHT HARNESS)

(A)=S270V-1
(B)=
(C)=

(D)=
(E)=
(F)=



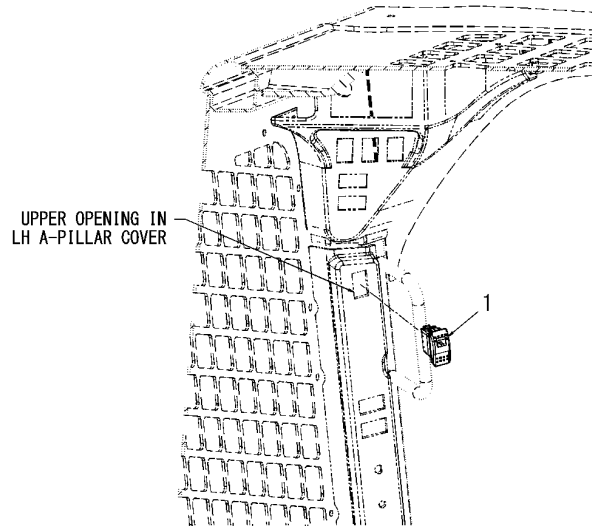
No.	Lev.	Parts No.	Description	Q'ty						I	R
				(A)	(B)	(C)	(D)	(E)	(F)		
1	1	172218-01130	HARNESS,CAB LIGHTING	1							1
2	1	172216-00060	FLASHER	1							

Remarks
(1) SN 904400 and Before.

Fig.44. ELECTRICAL - ROPS/FOPS(STANDARD LIGHT HARNESS WITH SELF-LEVELING)

(A)=S270V-1
(B)=
(C)=

(D)=
(E)=
(F)=



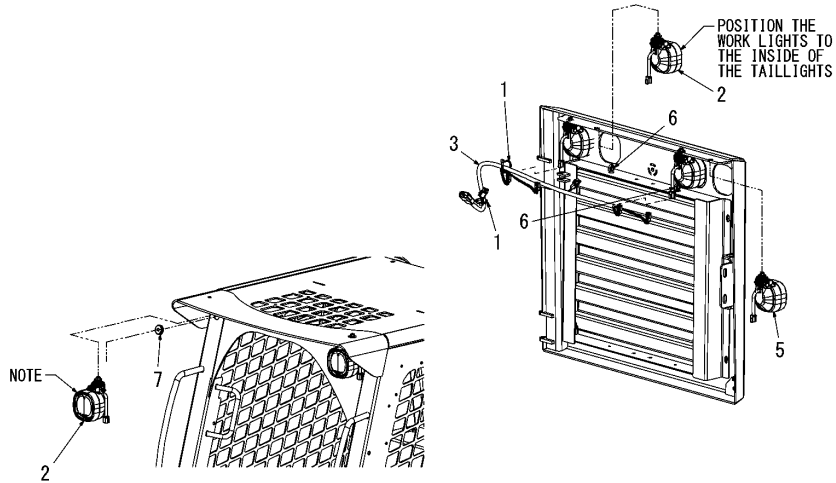
No.	Lev.	Parts No.	Description	Q'ty						I	R
				(A)	(B)	(C)	(D)	(E)	(F)		
1	1	172551-04060	SWITCH	1							

Fig.45. ELECTRICAL - LIGHTS

(A)=S270V-1
(B)=
(C)=

(D)=
(E)=
(F)=


No.	Lev.	Parts No.	Description	Q'ty						I	R
				(A)	(B)	(C)	(D)	(E)	(F)		
1	1	172551-00370	TIE, CABLE	2							
2	1	172218-01010	LIGHT, WHITE, 55W	4							1
3	1	172218-01450	HARNES, TAILLIGHT	1							
4	1	172218-07460	CAP, DUST	1							2
5	1	172218-02120	LIGHT, RED, 35W	2							3
6	1	172218-02350	CLIP, WIRE HARNESS	2							
7	1	172551-03040	GROMMET	2							
8	1	172217-05070	55 W BULB	4							2
9	1	172217-05080	35 W BULB	2							2



Remarks

- (1) Order replacement 55 W bulb part number 172217-05070.
- (2) Not shown in illustration.
- (3) Order replacement 35 W bulb part number 172217-05080.

Fig.47. TIRES



(A)=S270V-1
(B)=
(C)=

(D)=
(E)=
(F)=

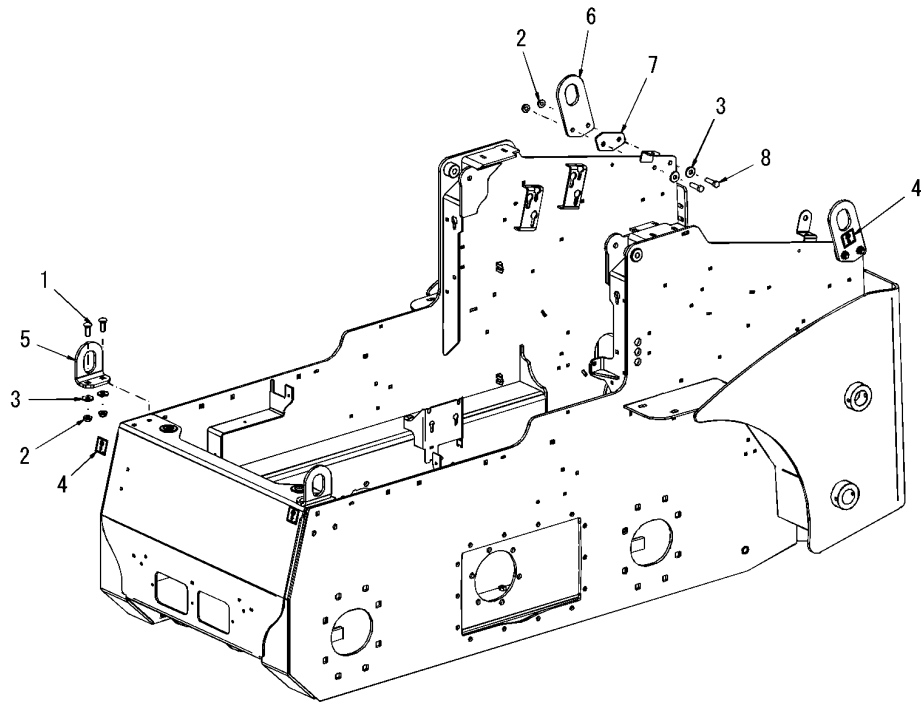
No.	Lev.	Parts No.	Description	Q'ty						I	R
				(A)	(B)	(C)	(D)	(E)	(F)		
1	1	172216-10100	WHEEL ASSY	1							1
2	1	172216-03210	WHEEL	1							2
3	1	172215-01960	STEM, VALVE	1							3
4	1	172216-10110	WHEEL ASSY	1							4
5	1	172216-03210	WHEEL	1							2
6	1	172215-01960	STEM, VALVE	1							3
7	1	172216-09970	WHEEL ASSY	1							5
8	1	172216-04350	WHEEL	1							6
9	1	172215-01960	STEM, VALVE	1							3
10	1	172218-07480	WHEEL ASSY	1							7
11	1	172218-07470	WHEEL	1							8
12	1	172215-01960	STEM, VALVE	1							3
13	1	172216-10140	WHEEL ASSY	1							9
14	1	172216-03210	WHEEL	1							2
15	1	172215-01960	STEM, VALVE	1							3
16	1	172216-10150	WHEEL ASSY	1							A
17	1	172216-03210	WHEEL	1							2
18	1	172215-01960	STEM, VALVE	1							3
19	1	172218-07490	WHEEL ASSY	1							B
20	1	172218-07470	WHEEL	1							8
21	1	172215-01960	STEM, VALVE	1							3
22	1	172216-10030	WHEEL SOLD FLEX ASSY	1							C
23	1	172216-10040	WHEEL SOLD FLEX ASSY	1							D
24	1	172217-04100	WHEEL SOLD FLEX ASSY	1							E
25	1	172217-04110	WHEEL SOLD FLEX ASSY	1							F
26	1	172216-10080	WHEEL	1							G

Remarks

* Purchase equivalent-quality tires for your skid-steer loader. Contact your dealer for replacement tire information.

- (1) Wheel assy 12X16.5 heavy duty.
- (2) Wheel 16.5 X 9.75.
Not shown in illustration.
- (3) Not shown in illustration.
- (4) Wheel assy 12 X 16.5 heavy duty foam-filled.
- (5) Wheel assy 33 X 16.5 X 15.5 heavy duty.
- (6) Wheel 16.5 X 12.
Not shown in illustration.
- (7) Wheel assy 14 X 17.5 HD2000.
- (8) Wheel 17.5 X 10.5.
Not shown in illustration.
- (9) Wheel assy 12 X 16.5 severe duty.
- (A) Wheel assy 12 X 16.5 severe duty foam-filled.
- (B) Wheel assy 14 X 17.5 severe duty.
- (C) Wheel sold flex assy 12 X 16.5 left.
- (D) Wheel sold flex assy 12 X 16.5 right.
Not shown in illustration.
- (E) Wheel sold flex assy 14 X 17.5 left.
Not shown in illustration.
- (F) Wheel sold flex assy 14 X 17.5 right.
Not shown in illustration.
- (G) Solid rubber wheel 8.00 X 16.
Not shown in illustration.

Fig.48. FOUR-POINT LIFT ASSEMBLY



(A)=S270V-1
(B)=
(C)=

(D)=
(E)=
(F)=

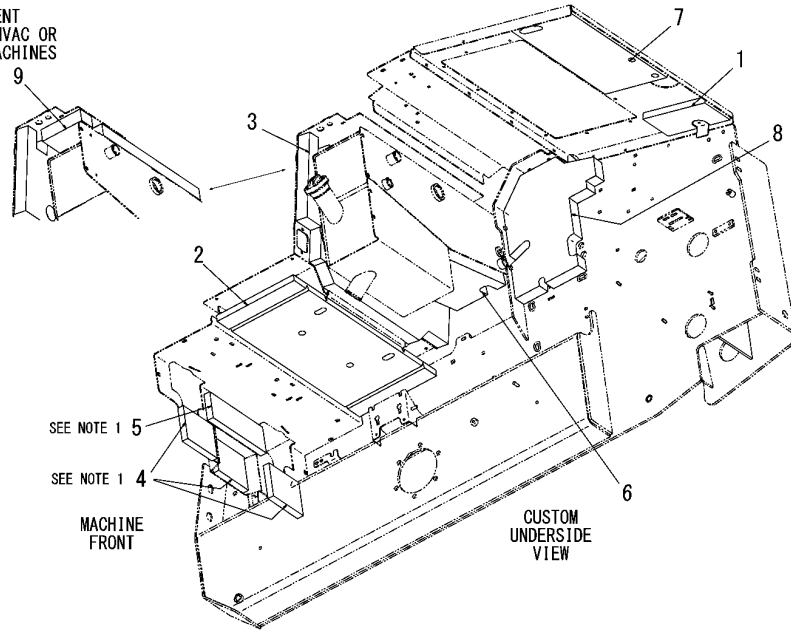
No.	Lev.	Parts No.	Description	Q'ty						I	R
				(A)	(B)	(C)	(D)	(E)	(F)		
1	1	172218-05930	BOLT	4							
2	1	172215-00710	NUT	8							
3	1	172216-01770	WASHER	8							
4	1	172551-01570	LABEL,LIFT POINT	4							
5	1	172218-04050	LIFT EYE, 4 POINT	2							
6	1	172218-04060	LIFT EYE, 4 POINT	2							
7	1	172218-04070	PLATE, SPACER	2							
8	1	172216-09570	SCREW	4							

Fig.49. SOUND SUPPRESSION(STANDARD)

(A)=S270V-1
(B)=
(C)=

(D)=
(E)=
(F)=

THIS SOUND COMPONENT IS NOT USED WITH HVAC OR HEATER EQUIPPED MACHINES



No.	Lev.	Parts No.	Description	Q'ty						I	R
				(A)	(B)	(C)	(D)	(E)	(F)		
1	1	172218-07500	FOAM/ENGINE COVER R	1							
2	1	172218-05810	FOAM, SEAT PAN	1							
3	1	172216-16210	FOAM, ROPS BACK	1							
4	1	172216-16220	PAD, GEAR PUMP	3							
5	1	172216-16230	PAD, CROSSMEMBER	1							
6	1	172218-07510	FOAM, HYDRUALIC/TANK	1							
7	1	172218-07520	FOAM, ENGINE COVER	1							
8	1	172218-07530	FOAM, INNER PANEL	1							
9	1	172216-16320	FOAM, ROPS BACK	1							


NOTES

1. THESE PARTS ARE SHOWN IN THE T-BAR CONFIGURATION. THESE PARTS WILL BE SLIGHTLY REARRANGED ON THE BACK SIDE OF THE CROSSMEMBER FOR ALL OTHER CONTROL TYPES.

Fig.50. LABEL(1)

(A)=S270V-1
(B)=
(C)=


(D)=
(E)=
(F)=




1
2




3




5



6
2



10
8
4
9








11
7
8
10

No.	Lev.	Parts No.	Description	Q'ty						I	R
				(A)	(B)	(C)	(D)	(E)	(F)		
1	1	172216-00240	STRIP	1							
2	1	172218-06320	LABEL	1							
3	1	172551-01840	LABEL, FLAG	1							
4	1	172551-01110	TAG, RIP-CORD	1							
5	1	172215-00650	RING	1							
6	1	172218-01910	LABEL, SAFETY	1							
7	1	172551-01560	LABEL, TIEDOWN POINT	4							
8	1	172551-02020	LABEL, 2-SPEED	1							
9	1	172218-06300	LABEL, S270V LEFT	1							
10	1	172215-11550	LABEL	2							
11	1	172218-06310	LABEL, S270V RIGHT	1							

Fig.51. LABEL(2)

(A)=S270V-1
(B)=
(C)=

(D)=
(E)=
(F)=




No.	Lev.	Parts No.	Description	Q'ty						I	R
				(A)	(B)	(C)	(D)	(E)	(F)		
1	1	172551-01510	LABEL, KEEP OUT	2							
2	1	172216-02760	LABEL, A/C	2							
3	1	172216-12610	DECAL, ROPS LOCK	1							
4	1	172551-01500	LABEL, DIESEL FUEL	1							
5	1	172216-17270	DECAL, FUEL	1							
6	1	172216-12600	DECAL, DANGER FAN	1							
7	1	172216-12590	DECAL, DANGER HOT	1							
8	1	172551-01790	LABEL, LATCHING	1							
9	1	172216-17230	DECAL, ATTACH BRT.	1							
10	1	172551-01780	LABEL, LATCHING	1							


Fig.52. LABEL(3)

(A)=S270V-1
(B)=
(C)=

(D)=
(E)=
(F)=

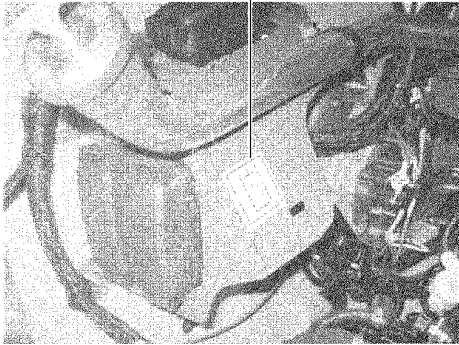


1




2

3




4




5

6




7




8

No.	Lev.	Parts No.	Description	Q'ty						I	R
				(A)	(B)	(C)	(D)	(E)	(F)		
1	1	172215-00800	REFLECTOR, RED	2							
2	1	172551-01550	LABEL, WARNING	1							
3	1	172551-01530	LABEL, WARNING	1							
4	1	172551-01490	LABEL, HYDRAULIC	1							
5	1	172216-17240	DECAL, LATCHING	1							
6	1	172216-17230	DECAL, ATTACH BRT.	1							
7	1	172218-07540	LABEL, SERVICE	1							
8	1	172215-11520	PLATE, CAPACITY	1							


Fig.53. LABEL(4)



1. 2




4




5



6



7



8

(A)=S270V-1
(B)=
(C)=

(D)=
(E)=
(F)=

No.	Lev.	Parts No.	Description	Q'ty						I	R
				(A)	(B)	(C)	(D)	(E)	(F)		
1	1	172216-17300	DECAL, PANEL ROPS	1							1
2	1	172218-07560	LABEL, PANEL ROPS	1							2
3	1	172218-01910	LABEL, SAFETY	1							
4	1	172218-07550	LABEL, THROTTLE	1							
5	1	172551-03010	LABEL,IGNITION	1							
6	1	172218-01940	LABEL, WARNING	1							
7	1	172218-02150	LABEL, WARNING	1							
8	1	172551-01560	LABEL, TIEDOWN POINT	4							


Remarks

- (1) SN 904400 and Before.
- (2) SN 904401 and Up.


Fig.54. LABEL(5)

(A)=S270V-1
(B)=
(C)=


(D)=
(E)=
(F)=



1




2




Hand/Foot Models

3, 4, 5
3, 4, 5




Hand/Foot Models

6, 7, 8
6, 7, 8



Dual Joystick Models



Dual Joystick Models

No.	Lev.	Parts No.	Description	Q'ty						I	R
				(A)	(B)	(C)	(D)	(E)	(F)		
1	1	172218-02400	LABEL, WARNING	1							
2	1	172551-02070	LABEL., LOCK	1							
3	1	172218-07580	LABEL, DUAL HAND R	1							1
4	1	172216-17370	DECAL, HAND&FOOT R	1							2
5	1	172216-17360	DECAL,JOYSTICK RIGHT	1							3
6	1	172218-07570	LABEL, DUAL HAND L	1							1
7	1	172217-02470	LABEL, HAND&FOOT L	1							2
8	1	172216-03730	LABEL, JOYSTICK LEFT	1							3



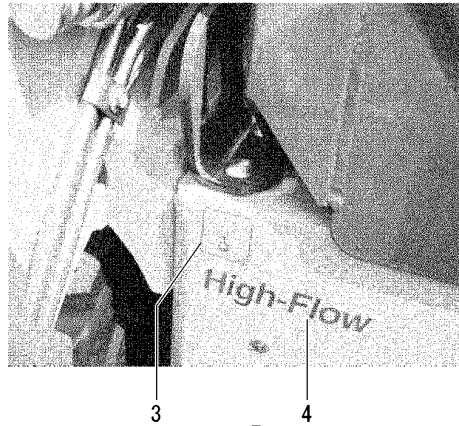
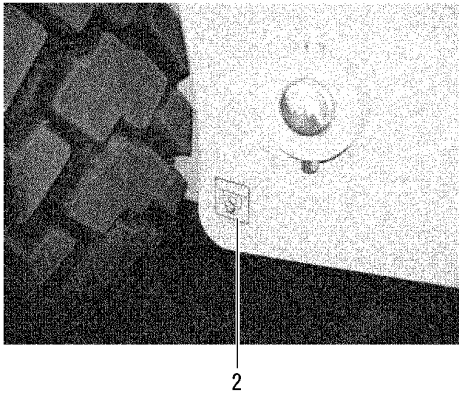


Remarks

- (1) DH
- (2) H/F
- (3) DJS

Fig.55. LABEL(6)

(A)=S270V-1
(B)=
(C)=

(D)=
(E)=
(F)=

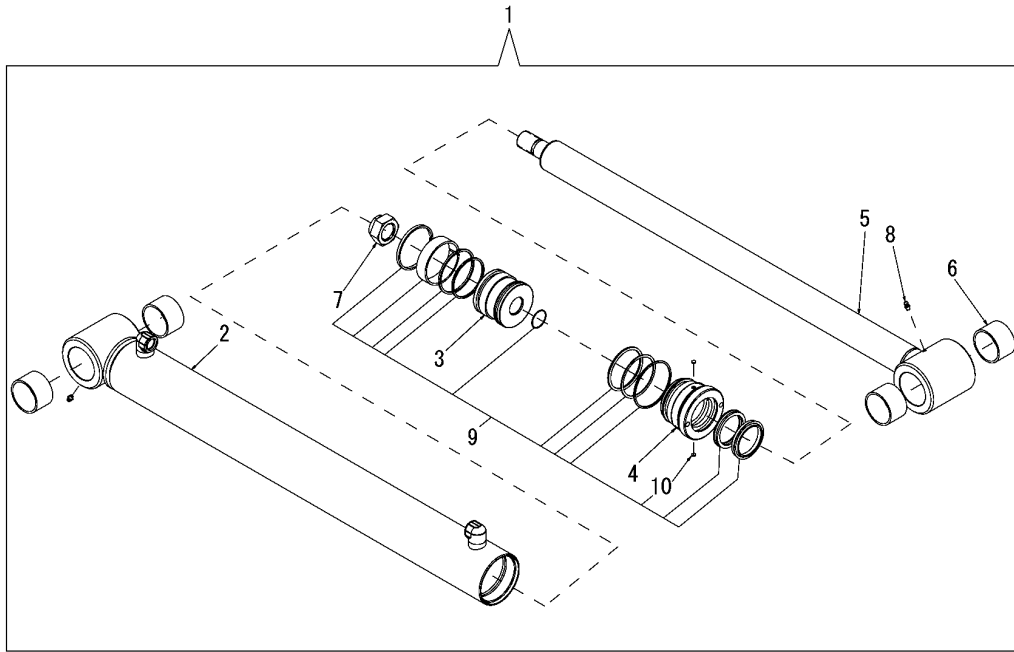


No.	Lev.	Parts No.	Description	Q'ty						I	R
				(A)	(B)	(C)	(D)	(E)	(F)		
1	1	172216-17280	DECAL,PDM FUSE RELAY	1							
2	1	172551-01560	LABEL, TIEDOWN POINT	4							
3	1	172551-01570	LABEL,LIFT POINT	4							
4	1	172551-02040	LABEL, HIGH-FLOW	1							
5	1	172218-06330	LABEL, RED	1							
6	1	172216-17310	BADGE, YANMAR	1							
7	1	172551-02020	LABEL,2-SPEED	1							

Fig.57. LIFT CYLINDER

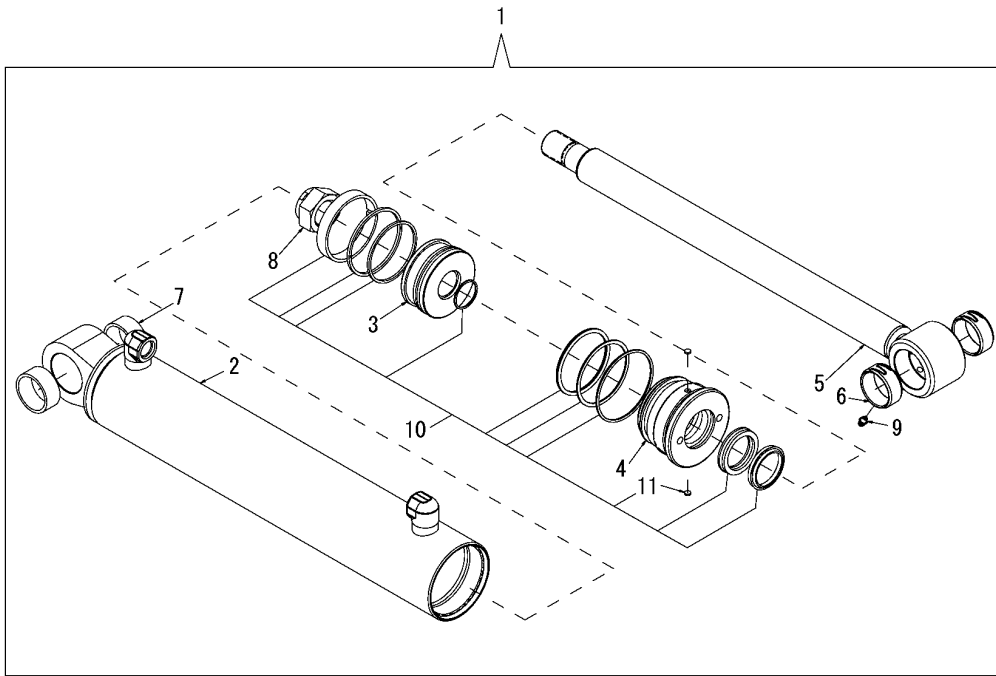
(A)=S270V-1
(B)=
(C)=

(D)=
(E)=
(F)=



No.	Lev.	Parts No.	Description	Q'ty						I	R
				(A)	(B)	(C)	(D)	(E)	(F)		
1	1	172218-07220	CYLINDER/LIFT	1							
2	2	172218-07210	TUBE, LIFT CYLINDER	1							
3	2	172218-03680	PISTON	1							
4	2	172218-03690	HEAD GLAND	1							
5	2	172218-07200	ROD, CYLINDER	1							
6	2	172218-00320	BUSHING	4							
7	2	172218-06490	NUT	1							
8	2	172218-06230	ZERK	2							
9	2	172218-03701	SEAL KIT	1							
10	3	172216-16420	INSERT	2							

Fig.58. TILT CYLINDER



(A)=S270V-1
(B)=
(C)=

(D)=
(E)=
(F)=

No.	Lev.	Parts No.	Description	Q'ty						I	R
				(A)	(B)	(C)	(D)	(E)	(F)		
1	1	172216-15330	CYLINDER, TILT	1							
2	2	172216-16500	TUBE, TILT CYLINDER	1							
3	2	172218-03660	PISTON	1							
4	2	172216-16510	GLAND, HEAD	1							
5	2	172216-16520	ROD, TILT CYLINDER	1							
6	2	172551-01030	BUSHING	2							
7	2	172216-03100	BUSHING	2							
8	2	172218-06490	NUT	1							
9	2	172218-06230	ZERK	1							
10	2	172218-03670	SEAL KIT	1							
11	3	172216-16420	INSERT	2							

Fig.59. DRIVE MOTORS(SINGLE-SPEED)

(A)=S270V-1

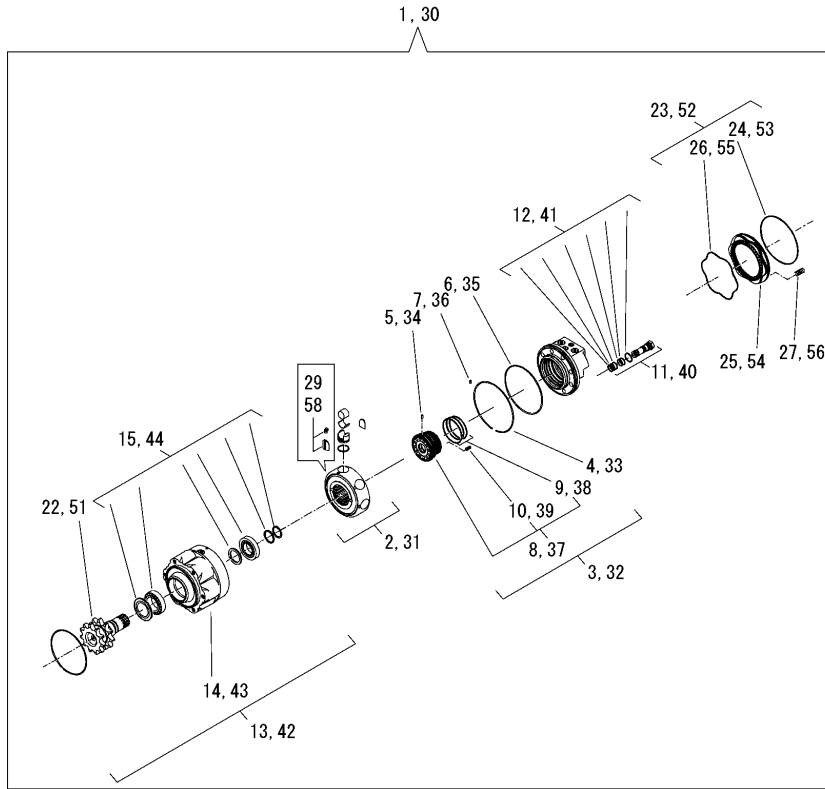
(B)=

(C)=

(D)=

(E)=

(F)=

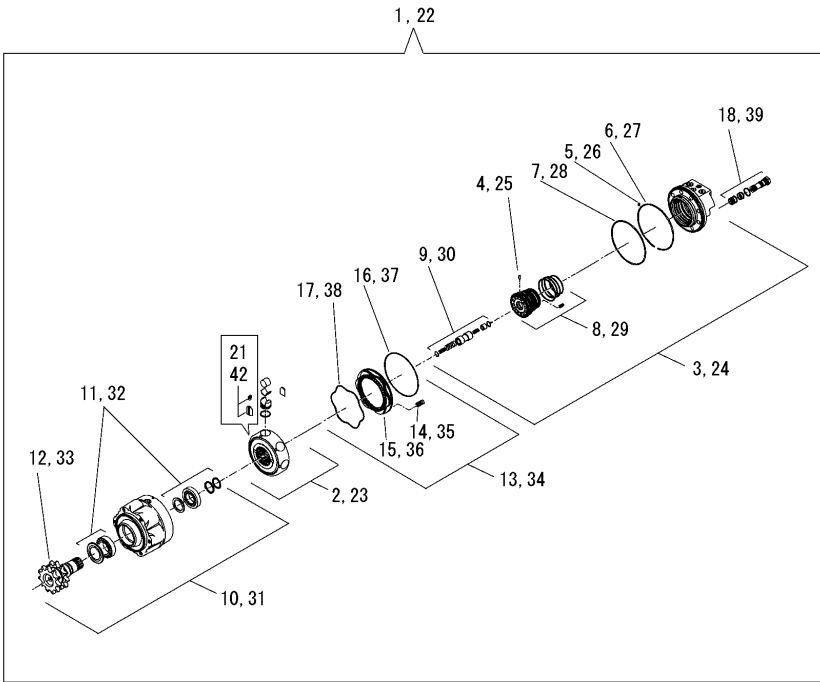


No.	Lev.	Parts No.	Description	Q'ty						I	R
				(A)	(B)	(C)	(D)	(E)	(F)		
1	1	172217-02500	MOTOR, SINGLESPEED R	1							
2	2	172216-06110	CLYNDER ASSY, BLOCK	1							
3	2	172217-02710	VALVE ASSY	1							
4	3	172216-03880	WASHER	1							
5	3	172216-06140	PIN, DOWEL	1							
6	3	172216-03890	O-RING	1							
7	3	172216-06150	PIN, DOWEL	1							
8	3	172217-02720	VALVING	1							
9	4	172217-00520	SEAL KIT	1							
10	4	172216-01450	SPRING	6							
11	2	172216-03900	VALVING, SHUTTLE	1							
12	3	172216-03910	SEAL KIT	1							
13	2	172217-02110	SUPPORT ASSY	1							
14	3	172217-00510	SUPPORT, BEARING	1							
15	3	172216-06190	EARING KIT	1							
22	3	172217-02120	SHAFT	1							
23	2	172216-06210	BRAKE ASSY	1							
24	3	172216-06240	O-RING	1							
25	3	172216-06230	PISTON, BRAKE	1							
26	3	172216-03920	O-RING	1							
27	3	172216-06220	SPRING, BRAKE	8							
28	2	172217-02730	SEAL KIT	1							1
29	1	172216-06120	REPAIR KIT, PISTON	1							
30	1	172217-02510	MOTOR, SINGLESPEED L	1							
31	2	172216-06110	CLYNDER ASSY, BLOCK	1							
32	2	172217-02710	VALVE ASSY	1							
33	3	172216-03880	WASHER	1							
34	3	172216-06140	PIN, DOWEL	1							
35	3	172216-03890	O-RING	1							
36	3	172216-06150	PIN, DOWEL	1							
37	3	172217-02720	VALVING	1							
38	4	172217-00520	SEAL KIT	1							
39	4	172216-01450	SPRING	6							
40	2	172216-03900	VALVING, SHUTTLE	1							
41	3	172216-03910	SEAL KIT	1							
42	2	172217-02110	SUPPORT ASSY	1							
43	3	172217-00510	SUPPORT, BEARING	1							
44	3	172216-06190	EARING KIT	1							
51	3	172217-02120	SHAFT	1							
52	2	172216-06210	BRAKE ASSY	1							
53	3	172216-06240	O-RING	1							
54	3	172216-06230	PISTON, BRAKE	1							
55	3	172216-03920	O-RING	1							
56	3	172216-06220	SPRING, BRAKE	8							
57	2	172217-02730	SEAL KIT	1							1
58	1	172216-06120	REPAIR KIT, PISTON	1							

Remarks

(1) Not shown in illustration.

Fig.60. DRIVE MOTORS(TWO-SPEED)



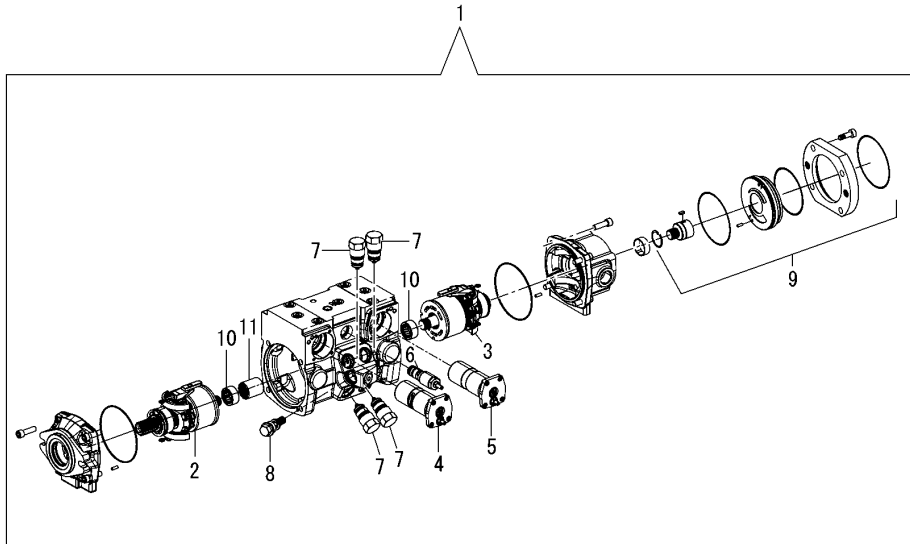
(A)=S270V-1
(B)=
(C)=

(D)=
(E)=
(F)=

No.	Lev.	Parts No.	Description	Q'ty						I	R
				(A)	(B)	(C)	(D)	(E)	(F)		
1	1	172217-01690	MOTOR, TWO-SPEED R	1							
2	2	172216-06110	CLYNDER ASSY, BLOCK	1							
3	2	172216-06130	COVER ASSY, VALVING	1							
4	3	172216-06140	PIN, DOWEL	1							
5	3	172216-06150	PIN, DOWEL	1							
6	3	172216-03880	WASHER	1							
7	3	172216-03890	O-RING	1							
8	3	172216-06160	ASSY, VALVING	1							
9	3	172216-06170	SPOOL ASSY	1							
10	2	172217-02110	SUPPORT ASSY	1							
11	3	172216-06190	EARING KIT	1							
12	3	172217-02120	SHAFT	1							
13	2	172216-06210	BRAKE ASSY	1							
14	3	172216-06220	SPRING, BRAKE	8							
15	3	172216-06230	PISTON, BRAKE	1							
16	3	172216-06240	O-RING	1							
17	3	172216-03920	O-RING	1							
18	2	172216-03900	VALVING, SHUTTLE	1							
19	3	172216-03910	SEAL KIT	1							1
20	2	172216-06250	SEAL KIT	1							1
21	1	172216-06120	REPAIR KIT, PISTON	1							
22	1	172217-01700	MOTOR, TWO-SPEED L	1							
23	2	172216-06110	CLYNDER ASSY, BLOCK	1							
24	2	172216-06130	COVER ASSY, VALVING	1							
25	3	172216-06140	PIN, DOWEL	1							
26	3	172216-06150	PIN, DOWEL	1							
27	3	172216-03880	WASHER	1							
28	3	172216-03890	O-RING	1							
29	3	172216-06160	ASSY, VALVING	1							
30	3	172216-06170	SPOOL ASSY	1							
31	2	172217-02110	SUPPORT ASSY	1							
32	3	172216-06190	EARING KIT	1							
33	3	172217-02120	SHAFT	1							
34	2	172216-06210	BRAKE ASSY	1							
35	3	172216-06220	SPRING, BRAKE	8							
36	3	172216-06230	PISTON, BRAKE	1							
37	3	172216-06240	O-RING	1							
38	3	172216-03920	O-RING	1							
39	2	172216-03900	VALVING, SHUTTLE	1							
40	3	172216-03910	SEAL KIT	1							1
41	2	172216-06250	SEAL KIT	1							1
42	1	172216-06120	REPAIR KIT, PISTON	1							

Remarks
(1) Not shown in illustration.

Fig.61. TANDEM PUMP(HAND/FOOT AND DUAL JOYSTICK PUMP)



(A)=S270V-1
(B)=
(C)=

(D)=
(E)=
(F)=

No.	Lev.	Parts No.	Description	Q'ty						I	R
				(A)	(B)	(C)	(D)	(E)	(F)		
1	1	172216-14390	PUMP, TANDEM	1							
2	2	172216-16530	GROUP, ROTARY	1							
3	2	172216-16540	GROUP, ROTARY	1							
4	2	172216-16550	CNTROL, HYDRAULIC	1							
5	2	172216-16550	CNTROL, HYDRAULIC	1							
6	2	172216-16560	CARTRIDGE, CONTROL	1							
7	2	172216-16570	VALVE, RELIEF	4							
8	2	172216-16580	VALVE, RELIEF	1							
9	2	172216-05150	PUMP, GEAR/INTERNAL	1							
10	2	172216-05170	BEARING, ROLLER	2							
11	2	172216-16590	COUPLER	1							
12	2	172216-16600	SEAL KIT	1							1

Remarks

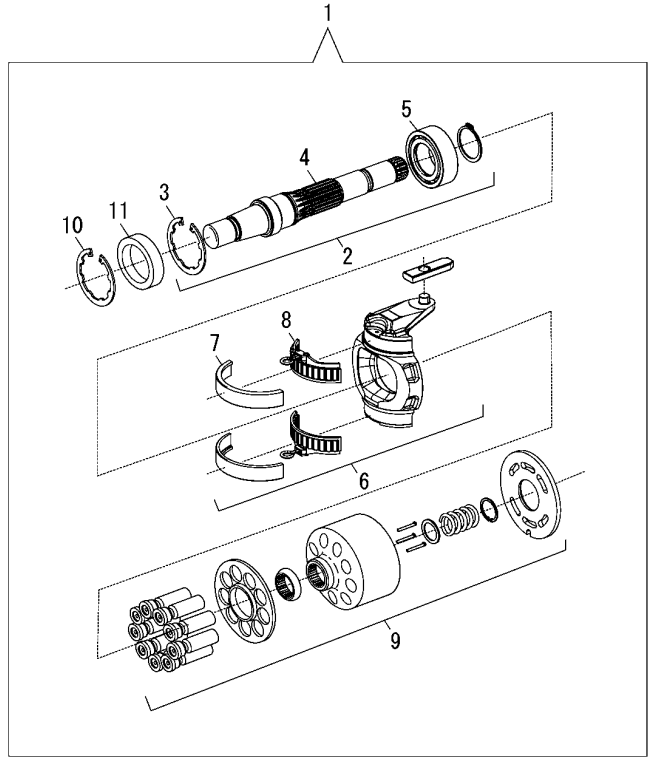
(1) Not shown in illustration.

N:Old $\xrightarrow{\text{Yes}}$ New, Q:Old $\xrightarrow{\text{No}}$ New, R:Old $\xrightarrow{\text{Yes}}$ New, S:Old $\xrightarrow{\text{No}}$ New, W:Add, Z:Discontinued, F:Interchangeable by set, K:Q'ty Change

Fig.62. TANDEM PUMP(HAND/FOOT AND DUAL JOYSTICK TANDEM PUMP / ENGINE END)

(A)=S270V-1
(B)=
(C)=

(D)=
(E)=
(F)=



No.	Lev.	Parts No.	Description	Q'ty						I	R
				(A)	(B)	(C)	(D)	(E)	(F)		
1	1	172216-16530	GROUP, ROTARY	1							
2	2	172216-16610	SHAFT ASSY, DRIVE	1							
3	3	172216-05190	SEEGER-V-RING	1							
4	3	172216-05180	SHAFT, DRIVE	1							
5	3	172216-16640	BEARING	1							
6	2	172216-16620	CRADLE ASSY	1							
7	3	172216-16650	LINER, BEARING	2							
8	3	172216-16660	BEARING, CRADLE	2							
9	2	172216-16630	GROUP, ROTARY RIGHT	1							
10	2	172216-05190	SEEGER-V-RING	1							
11	2	172216-05200	RING, SHAFT SEAL	1							

Fig.64. GEAR PUMP - SINGLE(STANDARD AUXILIARY)

(A)=S270V-1
(B)=
(C)=

(D)=
(E)=
(F)=

No.	Lev.	Parts No.	Description	Q'ty						I	R
				(A)	(B)	(C)	(D)	(E)	(F)		
1	1	172216-14830	PUMP, SINGLE	1							
2	2	172552-00730	SEAL KIT	1							
3	3	172551-07010	SEAL,SHAFT	1							

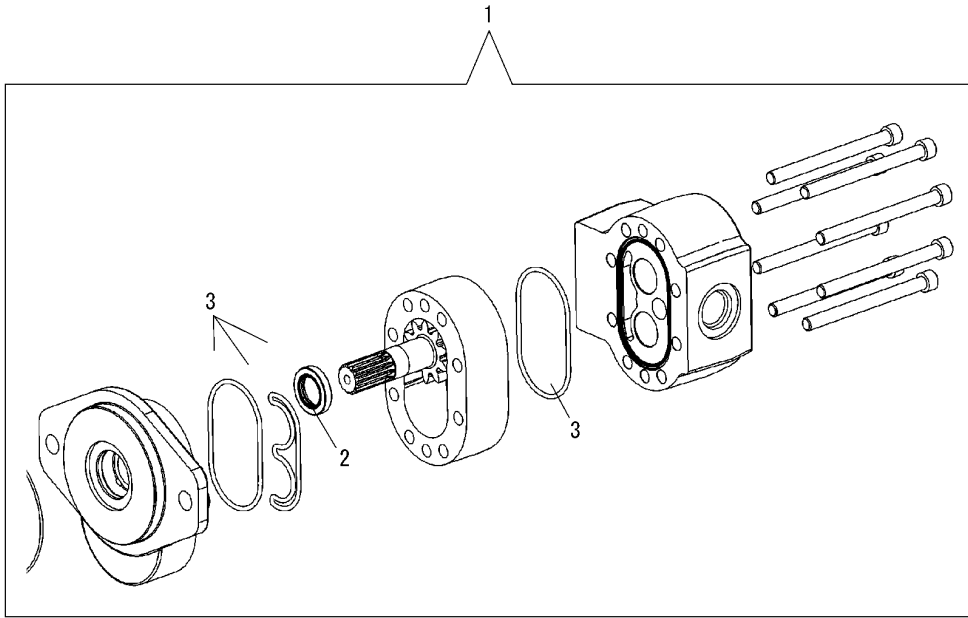
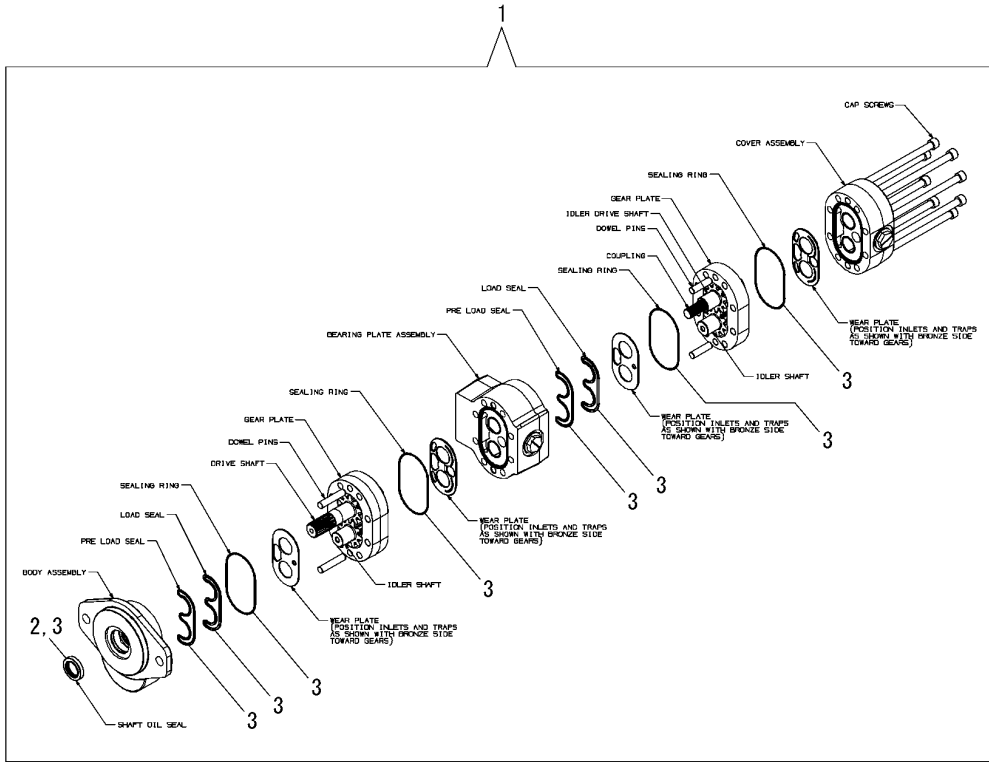


Fig.65. GEAR PUMP - DOUBLE(HIGH-FLOW AUXILIARY)

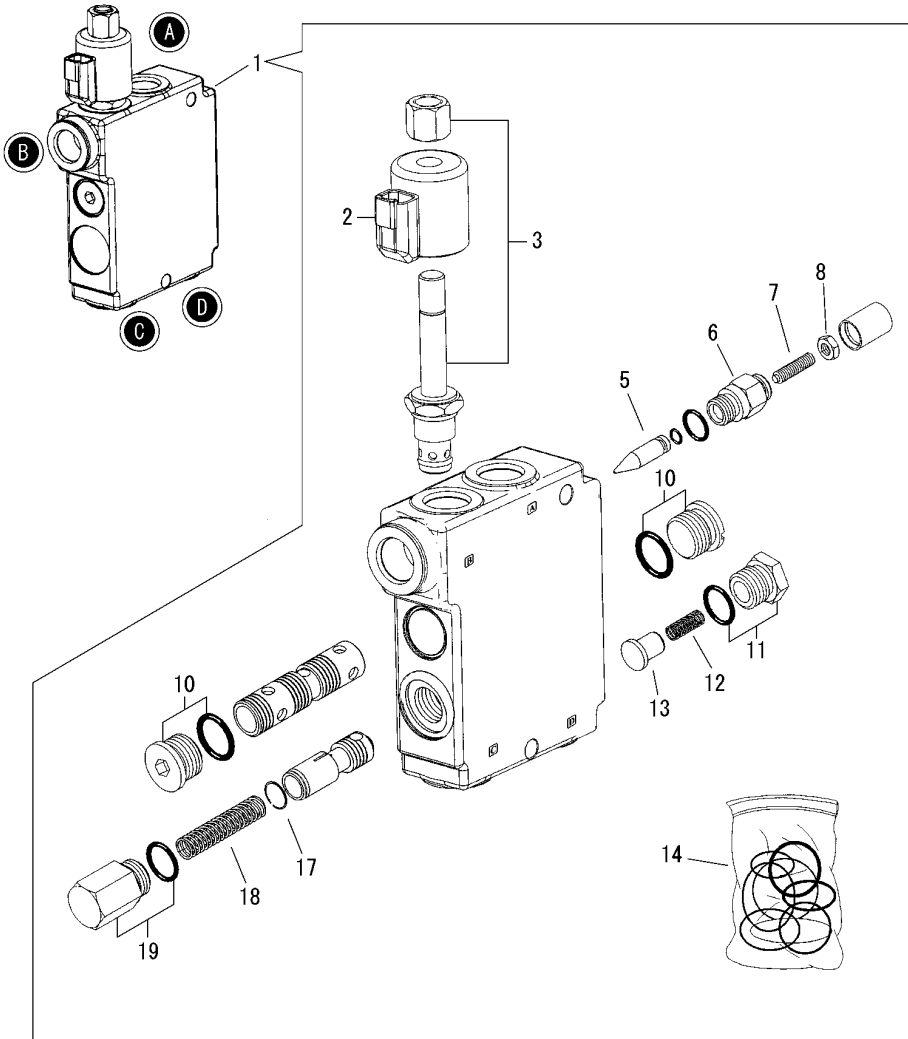
(A)=S270V-1
(B)=
(C)=

(D)=
(E)=
(F)=



No.	Lev.	Parts No.	Description	Q'ty						I	R
				(A)	(B)	(C)	(D)	(E)	(F)		
1	1	172216-14880	PUMP, GEAR	1							
2	2	172551-07010	SEAL, SHAFT	1							
3	2	172551-07020	SEAL KIT	1							

Fig.66. SELF-LEVELING VALVE

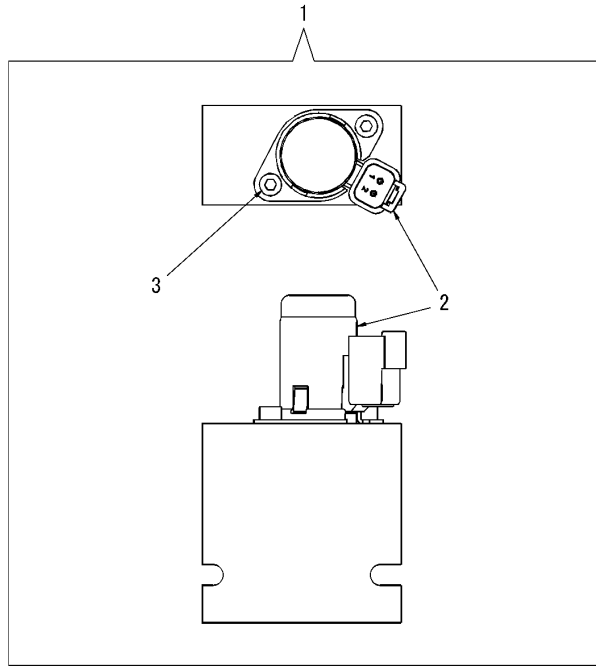


(A)=S270V-1
(B)=
(C)=

(D)=
(E)=
(F)=

No.	Lev.	Parts No.	Description	Q'ty						I	R
				(A)	(B)	(C)	(D)	(E)	(F)		
1	1	172551-04201	VALVE, SELF-LEVEL	1							
2	2	172551-07030	COIL	1							
3	2	172551-07040	VALVE	1							
5	2	172551-00530	PIN	1							
6	2	172551-00540	CAP,ADJUSTMENT	1							
7	2	172551-00560	SCREW SET	1							
8	2	172551-00550	NUT	1							
10	2	172551-00570	PLUG ASSY	2							
11	2	172551-00670	PLUG ASSY	1							
12	2	172551-00660	SPRING	1							
13	2	172551-00680	LOAD CHECK	1							
14	2	172551-01020	SEAL KIT	1							
17	2	172551-06760	RING,RETAINING	1							
18	2	172551-00710	SPRING	1							
19	2	172551-01010	PLUG ASSY	1							

Fig.68. LIFT AND TILT SOLENOID VALVE(VALVE)



(A)=S270V-1
(B)=
(C)=

(D)=
(E)=
(F)=

No.	Lev.	Parts No.	Description	Q'ty						I	R
				(A)	(B)	(C)	(D)	(E)	(F)		
1	1	172216-14680	VALVE, SOLENOID 3WAY	1							
2	2	172217-03870	VALVE, SOLENOID	1							
3	2	172217-02940	SCREW	2							
5	2	172217-02960	SEAL KIT	1							1

Remarks

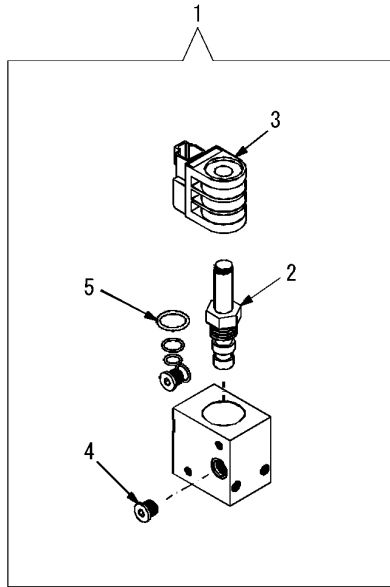
(1) Not shown in illustration.

N:Old $\xrightarrow{\text{Yes}}$ New, Q:Old $\xrightarrow{\text{No}}$ New, R:Old $\xrightarrow{\text{Yes}}$ New, S:Old $\xrightarrow{\text{No}}$ New, W:Add, Z:Discontinued, F:Interchangeable by set, K:Q'ty Change

Fig.69. SOLENOID VALVES - BRAKE, JOYSTICK SUPPLY AND BRAKE RELEASE(SINGLE-SPEED)

(A)=S270V-1
(B)=
(C)=

(D)=
(E)=
(F)=

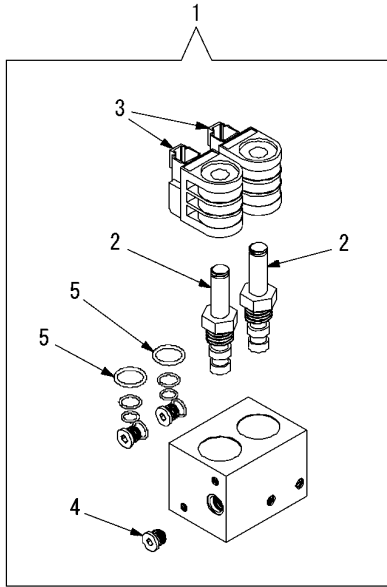


No.	Lev.	Parts No.	Description	Q'ty						I	R
				(A)	(B)	(C)	(D)	(E)	(F)		
1	1	172218-00690	VALVE, BRAKE	1							
2	2	172218-03770	CARTRIDGE	1							
3	2	172218-03780	COIL	1							
4	2	172218-03790	PLUG	1							
5	2	172218-03800	SEAL KIT	1							

Fig.70. SOLENOID VALVES - BRAKE, JOYSTICK SUPPLY AND BRAKE RELEASE(TWO-SPEED)

(A)=S270V-1
(B)=
(C)=

(D)=
(E)=
(F)=

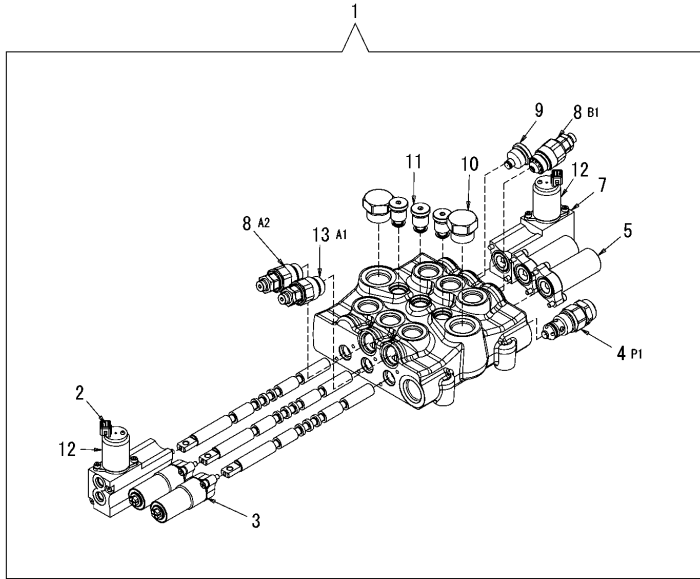


No.	Lev.	Parts No.	Description	Q'ty						I	R
				(A)	(B)	(C)	(D)	(E)	(F)		
1	1	172218-00700	VALVE, BRAKE 2-SPEED	1							
2	2	172218-03770	CARTRIDGE	2							
3	2	172218-03780	COIL	2							
4	2	172218-03790	PLUG	1							
5	2	172218-03800	SEAL KIT	2							

Fig.72. MAIN CONTROL VALVE(STANDARD CONTROL VALVE - HAND/FOOT AND DUAL JOYSTICK CONTROLS)

(A)=S270V-1
(B)=
(C)=

(D)=
(E)=
(F)=



No.	Lev.	Parts No.	Description	Q'ty						I	R
				(A)	(B)	(C)	(D)	(E)	(F)		
1	1	172216-14771	VALVE, 3-SPOOL PILOT	1							
2	2	172216-16730	SPOOL KIT, ELECHYD F	1							
3	2	172216-07520	HYD. CNTRL, ANTERIOR	2							
4	2	172551-07900	VALVE, MAIN RELIEF	1							
5	2	172216-07500	HYD. CONTROL, REAR	2							
6	2	172216-16750	BAR, HYD COMMAND	1							1
7	2	172216-16760	SPOOL KIT, ELECHYD R	1							
8	2	172216-16770	PORT, RELIEF	3							
9	2	172551-02840	PLUG KIT	1							
10	2	172551-00820	PLUG KIT	2							
11	2	172551-02830	VALVE, CHECK	3							
12	2	172551-07980	VALVE, PROPORTIONAL	2							
13	2	172218-06580	PORT, RELIEF	1							
14	2	172216-16780	SEAL KIT	1							1

Remarks

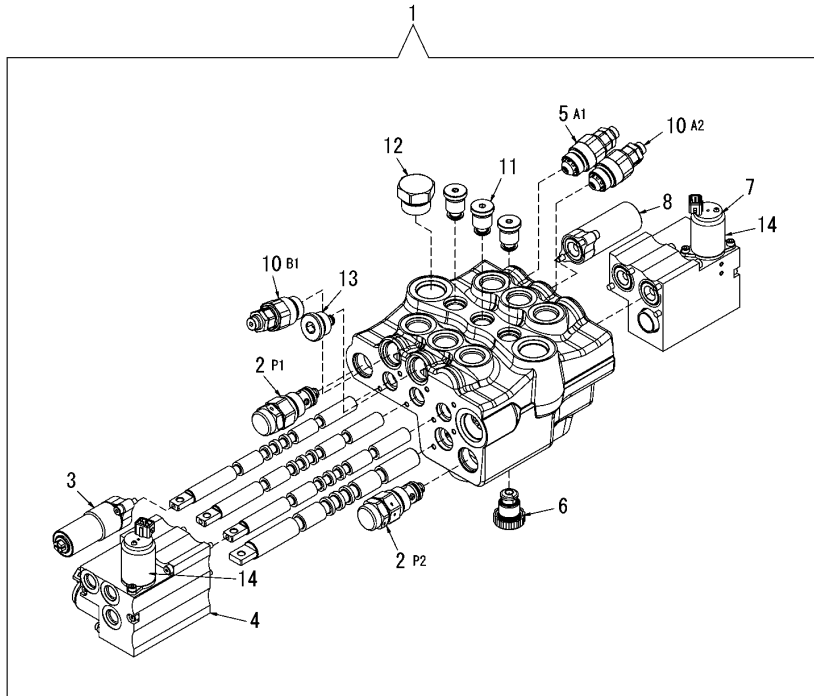
(1) Not shown in illustration.

N:Old $\xrightarrow{\text{Yes}}$ New, Q:Old $\xrightarrow{\text{No}}$ New, R:Old $\xrightarrow{\text{Yes}}$ New, S:Old $\xrightarrow{\text{No}}$ New, W:Add, Z:Discontinued, F:Interchangeable by set, K:Q'ty Change

Fig.73. MAIN CONTROL VALVE(HIGH-FLOW CONTROL VALVE - HAND/FOOT AND DUAL JOYSTICK CONTROLS)

(A)=S270V-1
(B)=
(C)=

(D)=
(E)=
(F)=



No.	Lev.	Parts No.	Description	Q'ty						I	R
				(A)	(B)	(C)	(D)	(E)	(F)		
1	1	172216-14841	VALVE, 4-SPOOL PILOT	1							
2	2	172551-07900	VALVE,MAIN RELIEF	1							
3	2	172216-07520	HYD. CNTRL, ANTERIOR	1							
4	2	172216-16790	SPOOL, ELEC HYD	1							
5	2	172551-07900	VALVE,MAIN RELIEF	1							
6	2	172551-00810	VALVE, CHECK	1							
7	2	172216-16810	SPOOL, ELEC HYD	1							
8	2	172216-07500	HYD. CONTROL, REAR	1							1
9	2	172216-16750	BAR, HYD COMMAND	1							
10	2	172216-16770	PORT, RELIEF	3							
11	2	172551-02830	VALVE, CHECK	3							
12	2	172551-00820	PLUG KIT	1							
13	2	172551-02840	PLUG KIT	1							
14	2	172551-07980	VALVE,PROPORTIONAL	4							
15	2	172216-16820	SEAL KIT	1							1

Remarks

(1) Not shown in illustration.

N:Old $\xrightarrow{\text{Yes}}$ New, Q:Old $\xrightarrow{\text{No}}$ New, R:Old $\xrightarrow{\text{Yes}}$ New, S:Old $\xrightarrow{\text{No}}$ New, W:Add, Z:Discontinued, F:Interchangeable by set, K:Q'ty Change

Fig.75. HEATER HOUSING AND HVAC HOUSING ASSEMBLY

(A)=S270V-1

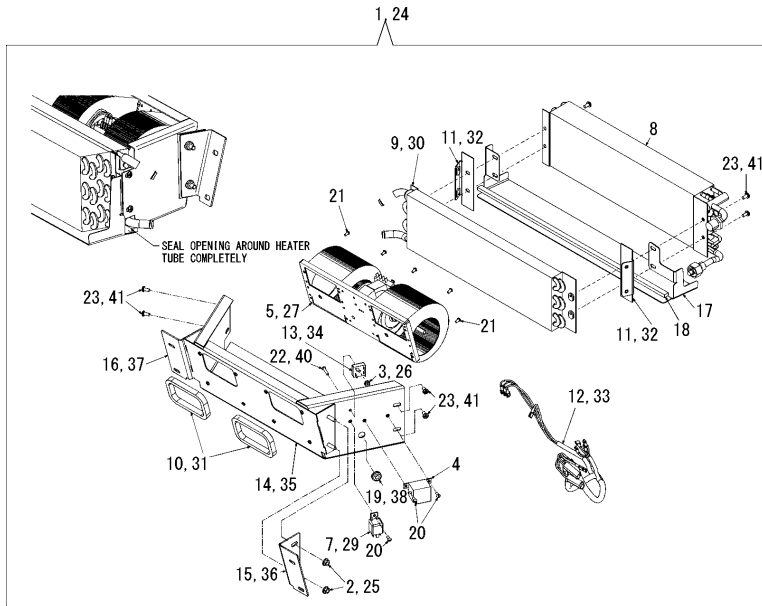
(B)=

(C)=

(D)=

(E)=

(F)=



No.	Lev.	Parts No.	Description	Q'ty						I	R
				(A)	(B)	(C)	(D)	(E)	(F)		
1	1	172218-00770	HOUSING ASSY, HVAC	1							
2	2	172551-01060	NUT	4							
3	2	172551-01590	FLANGE	1							
4	2	172551-01670	SWITCH, PRESET	1							1
5	2	172551-02260	BLOWER ASSY	1							
6	2	172551-02580	BLOWER	1							2
7	2	172216-07930	RELAY, SEALED	1							
8	2	172218-02180	EVAPORATOR	1							1
9	2	172218-02190	CORE, HEATER	1							
10	2	172218-02200	FOAM, SEAL	2							
11	2	172218-02830	FLANGE, CORE MOUNT	2							
12	2	172218-02920	HARNES, HVAC BOX	1							
13	2	172218-02930	RECTIFIER PACK	1							
14	2	172218-03880	MOUNT, BLOWER	1							
15	2	172218-03890	BRACKET, HOUSING	1							
16	2	172218-03900	BRACKET, HOUSING	1							
17	2	172218-04690	PLATE, DRIP HVAC	1							1
18	2	172218-04700	PAD, SEALING	1							1
19	2	172551-06780	GROMMET	1							
20	2	172551-09610	SCREW	3							1
21	2	172218-05010	SCREW	8							1
22	2	172218-05060	SCREW	1							
23	2	172215-03110	SCREW	8							
24	1	172218-03430	HOSING ASSY, HEATER	1							
25	2	172551-01060	NUT	4							
26	2	172551-01590	FLANGE	1							
27	2	172551-02260	BLOWER ASSY	1							
28	2	172551-02580	BLOWER	1							2
29	2	172216-07930	RELAY, SEALED	1							
30	2	172218-02190	CORE, HEATER	1							
31	2	172218-02200	FOAM, SEAL	2							
32	2	172218-02830	FLANGE, CORE MOUNT	2							
33	2	172218-02920	HARNES, HVAC BOX	1							
34	2	172218-02930	RECTIFIER PACK	1							
35	2	172218-03880	MOUNT, BLOWER	1							
36	2	172218-03890	BRACKET, HOUSING	1							
37	2	172218-03900	BRACKET, HOUSING	1							
38	2	172551-06780	GROMMET	1							
39	2	172551-09610	SCREW	9							3
40	2	172218-05060	SCREW	1							
41	2	172215-03110	SCREW	8							

Remarks

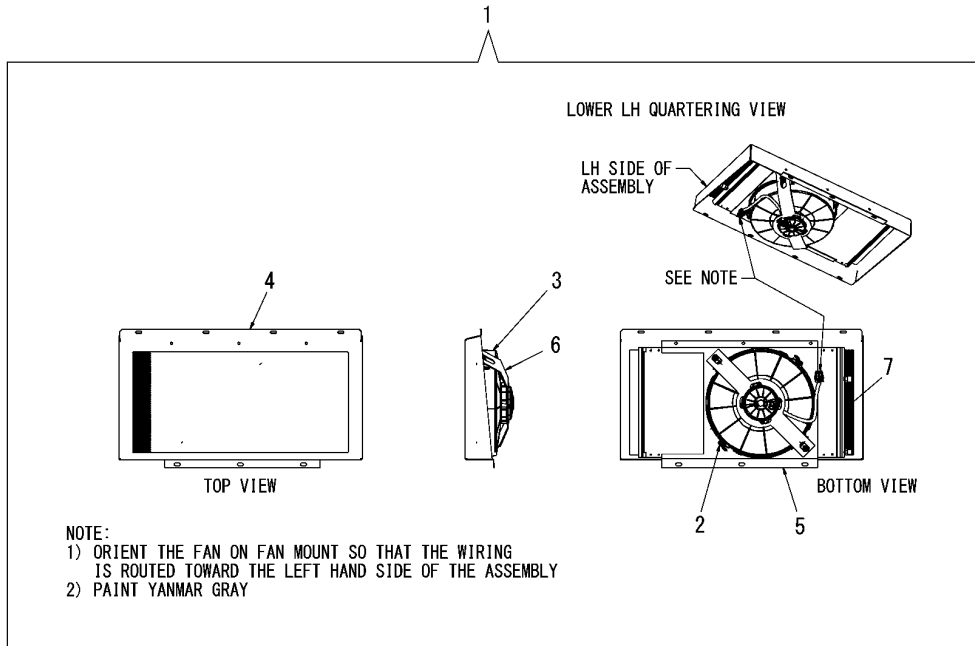
- (1) HVAC only.
- (2) Includes resistor block. Not shown in illustration.
- (3) Heater only. Not shown in illustration.

Fig.76. CONDENSOR ASSEMBLY

(A)=S270V-1
(B)=
(C)=

(D)=
(E)=
(F)=

No.	Lev.	Parts No.	Description	Q'ty						I	R
				(A)	(B)	(C)	(D)	(E)	(F)		
1	1	172218-06411	ASSY, CONDENSER	1							
2	2	172216-10880	NUT	6							
3	2	172218-03560	FAN, CONDENSER	1							
4	2	172217-04950	COVER, CONDENSOR	1							
5	2	172218-06400	MOUNT, FAN	1							
6	2	172218-06590	BRACKET, CONDENSOR	1							
7	2	172551-10590	CONDENSER	1							



NOTE:
1) ORIENT THE FAN ON FAN MOUNT SO THAT THE WIRING IS ROUTED TOWARD THE LEFT HAND SIDE OF THE ASSEMBLY
2) PAINT YANMAR GRAY

Fig.78. BACKUP ALARM KIT

(A)=S270V-1
(B)=
(C)=

(D)=
(E)=
(F)=

No.	Lev.	Parts No.	Description	Q'ty						I	R
				(A)	(B)	(C)	(D)	(E)	(F)		
1	1	172218-05290	BACKUP ALARM KIT	1							
2	2	172551-00340	FITTING	2							
3	2	172216-01590	NUT	2							
4	2	172216-02870	ALARM, BACK UP	1							
5	2	172216-04270	SWITCH, PRESSURE	2							
6	2	172551-09830	BOLT	2							

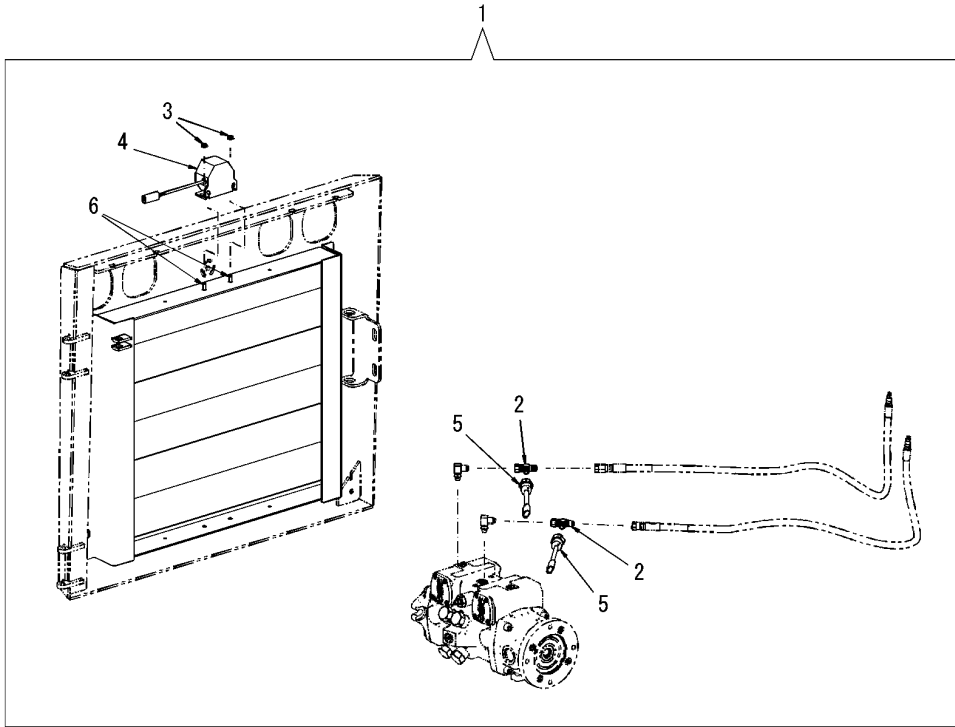
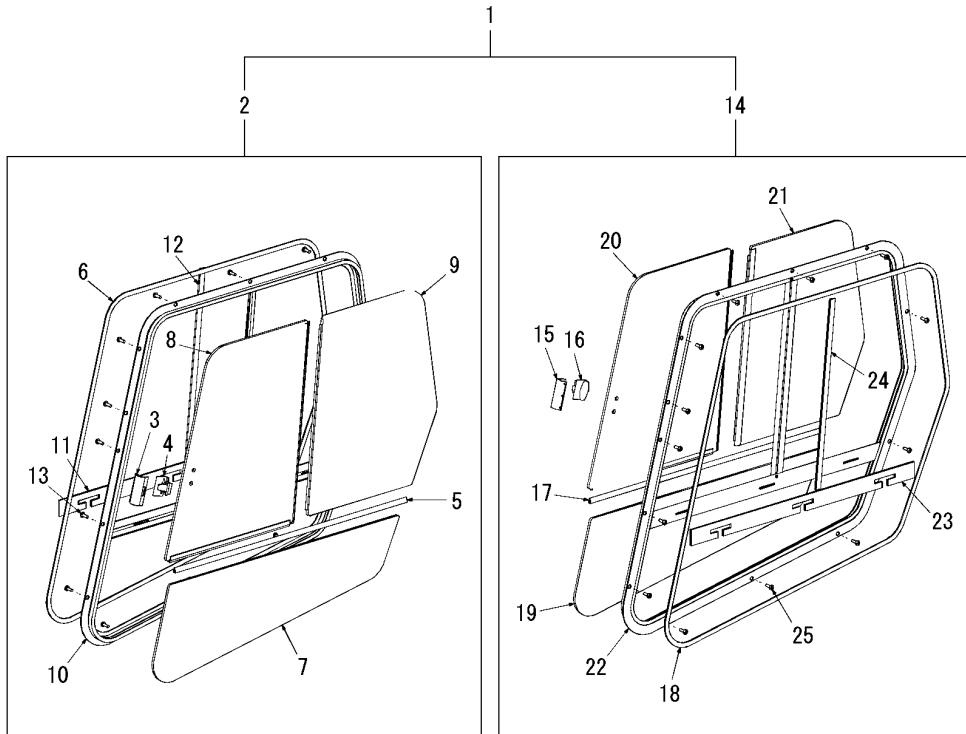


Fig.79. SIDE WINDOW KIT

(A)=S270V-1
(B)=
(C)=

(D)=
(E)=
(F)=



No.	Lev.	Parts No.	Description	Q'ty						I	R
				(A)	(B)	(C)	(D)	(E)	(F)		
1	1	172218-05300	WINDOW KIT, SIDE	1							
2	2	172218-01220	WINDOW ASSY, RIGHT	1							
3	3	172551-03060	STRIKER	1							
4	3	172551-03070	LATCH ASSY	1							
5	3	172218-02700	RAIL, SLIDE	1							
6	3	172218-02710	SEAL, WINDOW	1							
7	3	172218-02720	WINDOW	1							
8	3	172218-02750	WINDOW	1							
9	3	172218-02760	WINDOW	1							
10	3	172218-02800	FRAME, WINDOW RH	1							
11	3	172216-16950	FOAM, WINDOW	1							
12	3	172216-16960	FOAM, WINDOW	1							
13	3	172551-10010	SCREW	13							
14	2	172218-01230	WINDOW ASSY, LEFT	1							
15	3	172551-03060	STRIKER	1							
16	3	172551-03070	LATCH ASSY	1							
17	3	172218-02700	RAIL, SLIDE	1							
18	3	172218-02710	SEAL, WINDOW	1							
19	3	172218-02720	WINDOW	1							
20	3	172218-02730	WINDOW	1							
21	3	172218-02740	WINDOW	1							
22	3	172218-02790	FRAME, WINDOW LH	1							
23	3	172216-16950	FOAM, WINDOW	1							
24	3	172216-16960	FOAM, WINDOW	1							
25	3	172551-10010	SCREW	13							

Fig.80. REARVIEW MIRROR KIT

(A)=S270V-1
(B)=
(C)=

(D)=
(E)=
(F)=

No.	Lev.	Parts No.	Description	Q'ty						I	R
				(A)	(B)	(C)	(D)	(E)	(F)		
1	1	172218-05310	MIRROR KIT ,REARVIEW	1							
2	2	172216-01360	MIRROR	1							
3	2	172218-02780	PLATE, MIRROR	1							
4	2	172551-09610	SCREW	2							
5	2	172218-05870	BOLT	1							

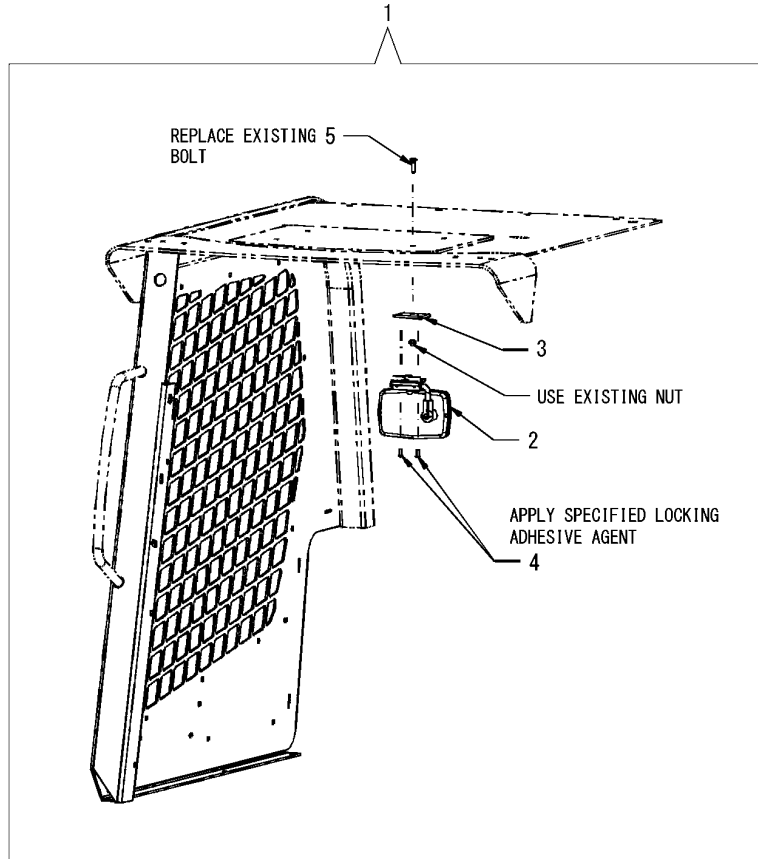
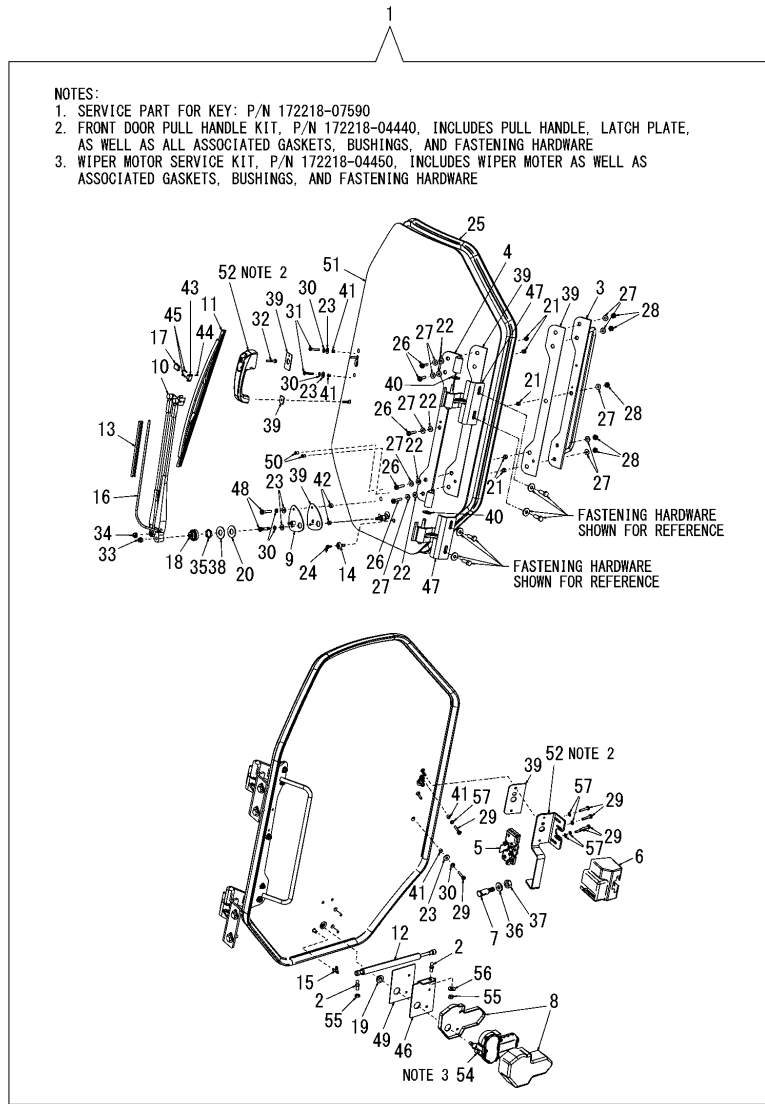


Fig.81. CAB DOOR KIT

(A)=S270V-1
(B)=
(C)=

(D)=
(E)=
(F)=



No.	Lev.	Parts No.	Description	Q'ty						I	R
				(A)	(B)	(C)	(D)	(E)	(F)		
1	1	172216-16901	DOOR KIT, CAB	1							
2	2	172215-00550	STUD, BALL	2							
3	2	172218-02980	BACKER, HINGE	1							
4	2	172218-02990	HINGE, DOOR	1							
5	2	172218-03000	LATCH, DOOR	1							
6	2	172218-03010	COVER, LATCH	1							
7	2	172218-03020	STRIKER	1							
8	2	172218-03040	COVER, WIPER MOTOR	1							
9	2	172218-06630	ARM ASSY, WIPER	1							
10	2	172218-06630	ARM ASSY, WIPER	1							
11	2	172218-03070	BLADE, WIPER ASSY	1							
12	2	172218-03080	SPRING, GAS	1							
13	2	172218-06600	GUIDE, HOSE	1							
14	2	172218-03100	GROMMET, WASHER HOSE	1							
15	2	172218-03110	ELBOW, WASHER HOSE	1							
16	2	172218-06610	HOSE, WASHER	1							
17	2	172218-06620	SPRAY NOZZLE, WIPER	1							
18	2	172218-03130	SEAL, RAIN, WIPER	1							
19	2	172218-03150	GROMMET, DRIVE SHAFT	1							
20	2	172218-03160	WASHER	1							
21	2	172218-03170	BUSHING	5							
22	2	172218-03180	WASHER	5							
23	2	172218-03190	WASHER	5							
24	2	172218-03200	ELBOW, WASHER HOSE	1							
25	2	172218-03210	SEAL, BULB	1							
26	2	172218-03250	SCREW	5							
27	2	172218-03270	WASHER	10							
28	2	172218-03280	LOCK NUT	5							
29	2	172218-03310	SCREW	6							
30	2	172218-03320	WASHER	5							
31	2	172218-03330	SCREW	2							
32	2	172218-03340	SCREW	1							
33	2	172218-03350	NUT	1							
34	2	172218-03360	NUT	1							
35	2	172218-03370	NUT	1							
36	2	172218-03380	WASHER	1							
37	2	172218-03390	NUT	1							
38	2	172218-03400	WASHER	1							
39	2	172218-03490	GASKET SET	1							
40	2	172218-03500	BUSHING, BRONZE	2							
41	2	172218-03510	BUSHING	4							
42	2	172218-03520	BUSHING	2							
43	2	172218-04140	BARCKET, MOUNTING	1							
44	2	172218-04150	SCREW	1							
45	2	172218-04160	SCREW	2							
46	2	172218-04380	PLATE, MOUNT	1							
47	2	172218-04390	HINGE, CABSIDE	2							
48	2	172218-04400	SCREW	2							
49	2	172218-04410	GASKET, MOUNT	1							
50	2	172218-04420	PLUG	2							
51	2	172218-04430	GLASS KIT, FR DOOR	1							

Remarks
(1) Not shown in illustration.

Fig.81. CAB DOOR KIT

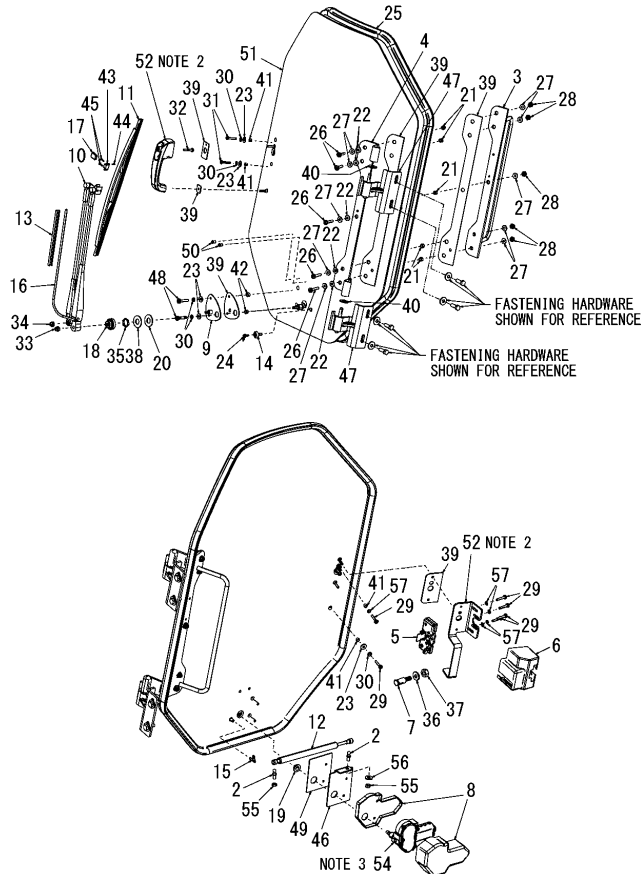
(A)=S270V-1
(B)=
(C)=

(D)=
(E)=
(F)=

No.	Lev.	Parts No.	Description	Q'ty						I	R
				(A)	(B)	(C)	(D)	(E)	(F)		
52	2	172218-04440	PULL HAND KIT, DOOR	1							
53	2	172551-07990	KEY	1							1
54	2	172218-04450	MOTOR KIT, WIPER	1							
55	2	172215-03230	NUT	2							
56	2	172551-10370	WASHER	1							
57	2	172218-05220	WASHER	5							
58	1	172218-07590	SERVICE PART FOR KEY	1							1

NOTES:

- SERVICE PART FOR KEY: P/N 172218-07590
- FRONT DOOR PULL HANDLE KIT, P/N 172218-04440, INCLUDES PULL HANDLE, LATCH PLATE, AS WELL AS ALL ASSOCIATED GASKETS, BUSHINGS, AND FASTENING HARDWARE
- WIPER MOTOR SERVICE KIT, P/N 172218-04450, INCLUDES WIPER MOTOR AS WELL AS ASSOCIATED GASKETS, BUSHINGS, AND FASTENING HARDWARE



Remarks
(1) Not shown in illustration.

Fig.82. CAB DOOR KIT(DOOR COMPLETING PACKAGE)

(A)=S270V-1

(B)=

(C)=

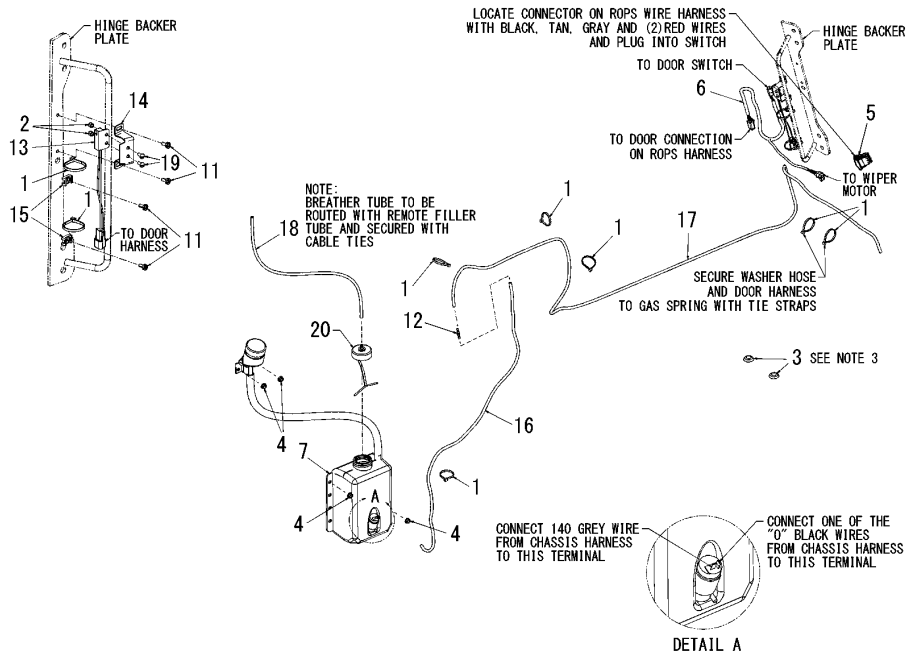
(D)=

(E)=

(F)=

NOTES:

1. USE TIE STRAPS TO SECURE WASHER HOSE TO CHASSIS AND ROPS WIRE HARNESS.
2. TIE BACK REMAINING BLACK AND ORANGE WIRES ON CHASSIS HARNESS WHICH ARE USED FOR REAR WIPER WASHER PUMP ON EU MACHINES ONLY.
3. INSERT RUBBER PLUGS INTO FLOOR PLATE DRAIN HOLES.



No.	Lev.	Parts No.	Description	Q'ty						I	R
				(A)	(B)	(C)	(D)	(E)	(F)		
1	1	172551-00120	TIE, CABLE	8							
2	1	172218-00030	LOCK NUT	2							
3	1	172551-02430	PLUG	2							
4	1	172215-06620	NUT	4							
5	1	172218-01990	SWITCH, WIPER-WASHER	1							
6	1	172218-02900	HARNES, DOOR	1							
7	1	172218-02950	RESERVOIR, WASHER	1							
8	1	172218-03530	PUMP, WASHER	1							1
9	1	172218-03540	FILL SPOUT, REMOTE	1							1
10	1	172218-03550	CAP, VENTED	1							1
11	1	172218-03300	SCREW	4							
12	1	172218-03970	BARB, HOSE	1							
13	1	172218-04640	SENSOR, PROXIMITY	1							
14	1	172218-04650	BRACKET, SWITCH	1							
15	1	172218-05610	TIE, CABLE	2							
16	1	172216-16910	HOSE	1							
17	1	172218-03990	HOSE, WASHER	1							
18	1	172216-16940	TUBE, BREATHER	1							
19	1	172218-04980	SCREW	2							
20	1	172218-06550	SERVICE PART	1							

Remarks
(1) Not shown in illustration.

Fig.83. AM/FM RADIO KIT

(A)=S270V-1

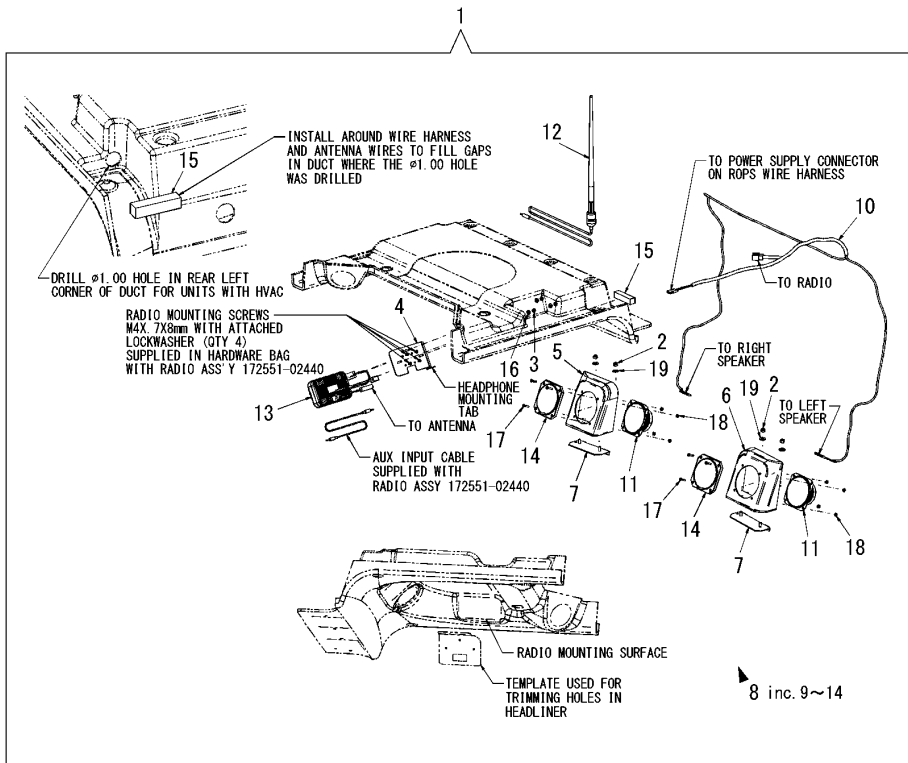
(B)=

(C)=

(D)=

(E)=

(F)=



No.	Lev.	Parts No.	Description	Q'ty						I	R
				(A)	(B)	(C)	(D)	(E)	(F)		
1	1	172218-05321	RADIO KIT	1							
2	2	172551-00250	NUT	4							
3	2	172551-00620	NUT	3							
4	2	172218-06640	RADIO MNT ASSY	1							
5	2	172218-02090	HOUSING, SPEAKER RH	1							
6	2	172218-02100	HOUSING, SPEAKER LH	1							
7	2	172218-03600	MOUNT, SPEAKER	2							
8	2	172216-16870	PACKAGE, RADIO	1							
9	3	172218-01780	TEMPLATE, RADIO MNT	1							1
10	3	172218-01880	HARNESS, WIRE RADIO	1							
11	3	172551-02140	SPEAKER, RADIO	2							
12	3	172551-02150	ANTENNA, RADIO	1							
13	3	172551-02440	RADIO	1							
14	3	172551-04210	SPEAKER GRILLE	2							
15	2	172216-16880	SEAL, FOAM	1							
16	2	172551-09660	WASHER	3							
17	2	172551-10170	SCREW	8							
18	2	172215-03220	NUT	8							
19	2	172551-10360	WASHER	4							

Remarks

(1) Not shown in illustration.

N:Old $\xrightarrow{\text{Yes}}$ New, Q:Old $\xrightarrow{\text{No}}$ New, R:Old $\xrightarrow{\text{Yes}}$ New, S:Old $\xrightarrow{\text{No}}$ New, W:Add, Z:Discontinued, F:Interchangeable by set, K:Q'ty Change

Fig.84. HEATER KIT

(A)=S270V-1

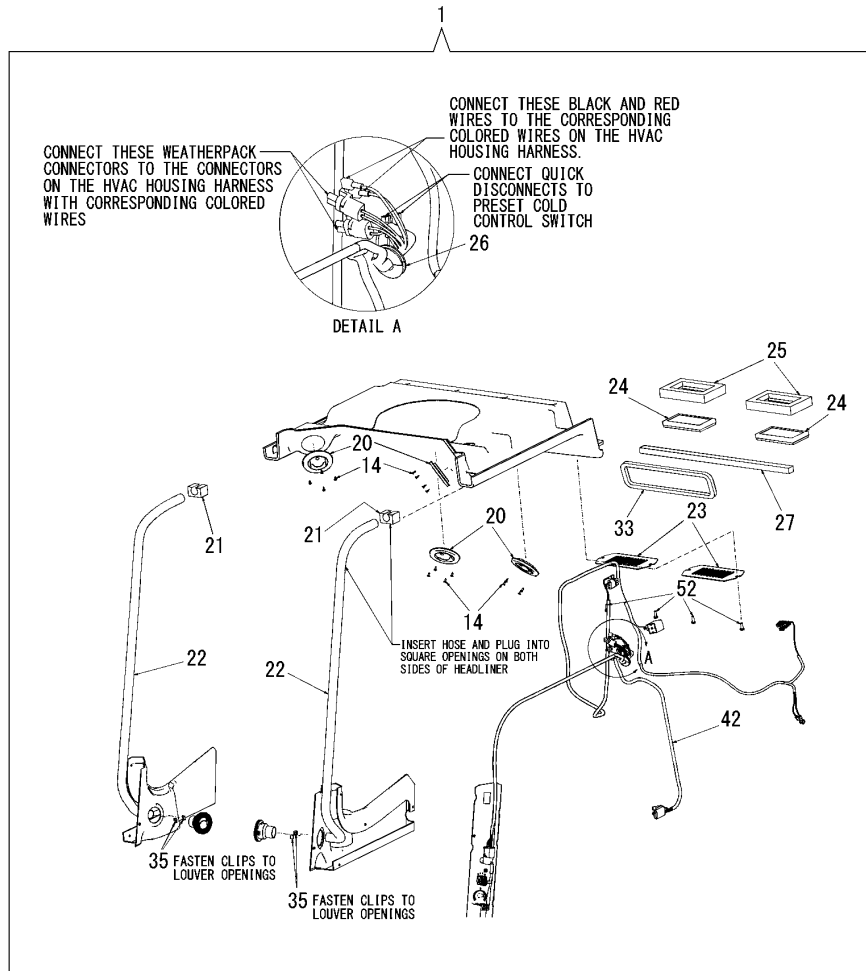
(B)=

(C)=

(D)=

(E)=

(F)=



No.	Lev.	Parts No.	Description	Q'ty						I	R
				(A)	(B)	(C)	(D)	(E)	(F)		
1	1	172218-07600	HEATER KIT, CAB	1							
2	2	172551-00120	TIE, CABLE	3							
3	2	172551-00760	CLAMP	14							
4	2	172551-00840	FITTING	2							
5	2	172551-01060	NUT	6							
6	2	172551-00720	NUT	2							
7	2	172215-00740	KNOB	1							
8	2	172551-01280	SWITCH, HEATER	1							
9	2	172551-01590	FLANGE	2							
10	2	172551-02270	FITTING	1							
11	2	172551-02380	MODULE, A/C CONTROL	1							
12	2	172217-01170	FITTING	1							
13	2	172551-02430	PLUG	2							
14	2	172216-06750	SCREW	16							
15	2	172551-00010	FILTER, FRESH AIR	1							
16	2	172215-06620	NUT	1							
17	2	172218-01110	PLATE, HEATER TUBES	1							
18	2	172218-01120	HOSE, HEATER	2							
19	2	172218-06390	PLATE, COVER	1							
20	2	172218-02170	VENT	4							
21	2	172218-02330	PLUG, TUBE	2							
22	2	172218-02340	TUBE, FORWARD HVAC	2							
23	2	172218-02810	COVER, RECIRC	2							
24	2	172551-03090	FILTER, AIR	2							
25	2	172218-02820	PAD, SEALING FILTER	2							
26	2	172218-02880	GROMMET	1							
27	2	172218-02890	PAD	1							
28	2	172218-02970	PAD, HOUSING TOP	1							
29	2	172218-03430	HOSING ASSY, HEATER	1							
30	2	172551-03110	GROMMET	2							
31	2	172218-03450	PAD, HOUSING LEFT	1							
32	2	172218-03460	PAD, HOUSING RIGHT	1							
33	2	172218-03480	PAD, HEADLINER SEAL	1							
34	2	172218-03840	VALVE, SOLENOID	1							
35	2	172218-03950	CLIP, HOSE RETAINING	4							
36	2	172218-04180	HOSE, MOLDED HEATER	1							
37	2	172218-04190	HOSE, MOLDED HEATER	1							
38	2	172218-04200	TUBE, HEATER	1							
39	2	172218-04490	KNOB, TEMP CONTROL	1							
40	2	172218-04740	CAP, TUBE	2							
41	2	172215-00320	CLAMP	1							
42	2	172218-05760	HARNESS, HVAC CAB	1							
43	2	172216-12920	SLEEVE	1							
44	2	172218-06780	BRACKET ASSY, MOUNT	1							
45	2	172218-06790	BRACKET ASSY, VALVE	1							
46	2	172218-06800	HOSE	1							
47	2	172218-06810	HOSE	1							
48	2	172218-06820	HOSE	1							
49	2	172218-06860	HARNESS, CHASSIS	1							
50	2	172551-09720	BOLT	2							
51	2	172215-03110	SCREW	4							

Remarks

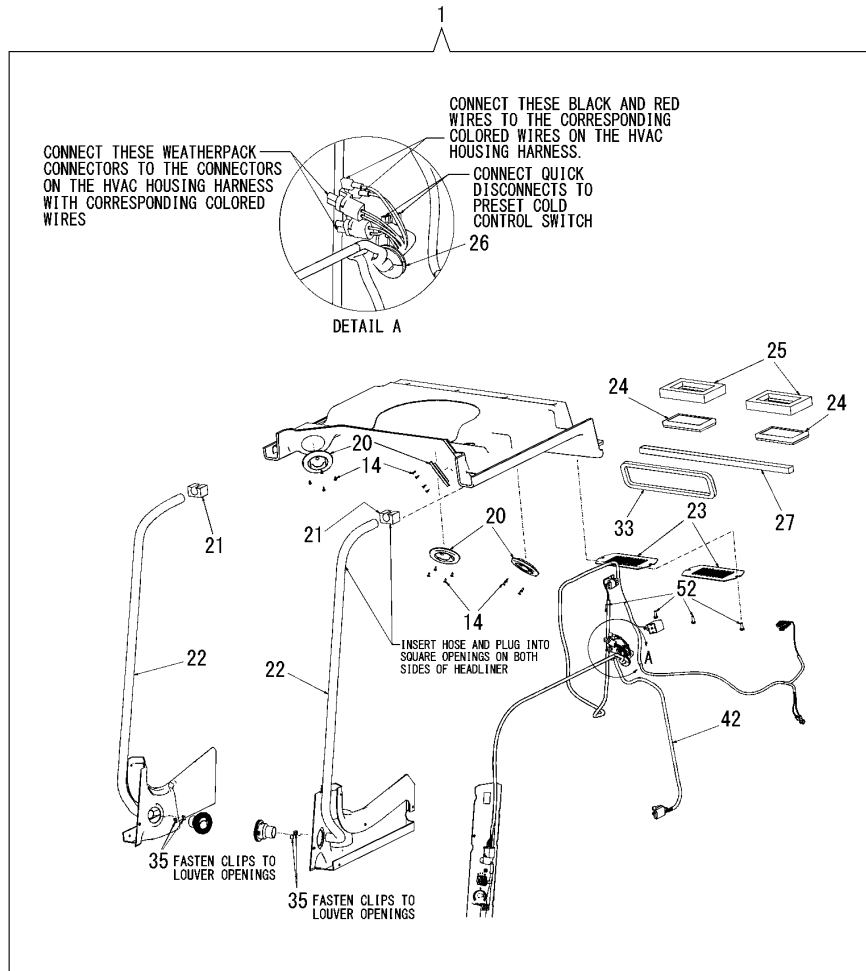
* Illustration is continuous from Fig.84 to 86.

Fig.84. HEATER KIT

(A)=S270V-1
(B)=
(C)=

(D)=
(E)=
(F)=

No.	Lev.	Parts No.	Description	Q'ty						I	R
				(A)	(B)	(C)	(D)	(E)	(F)		
52	2	172551-10010	SCREW	4							

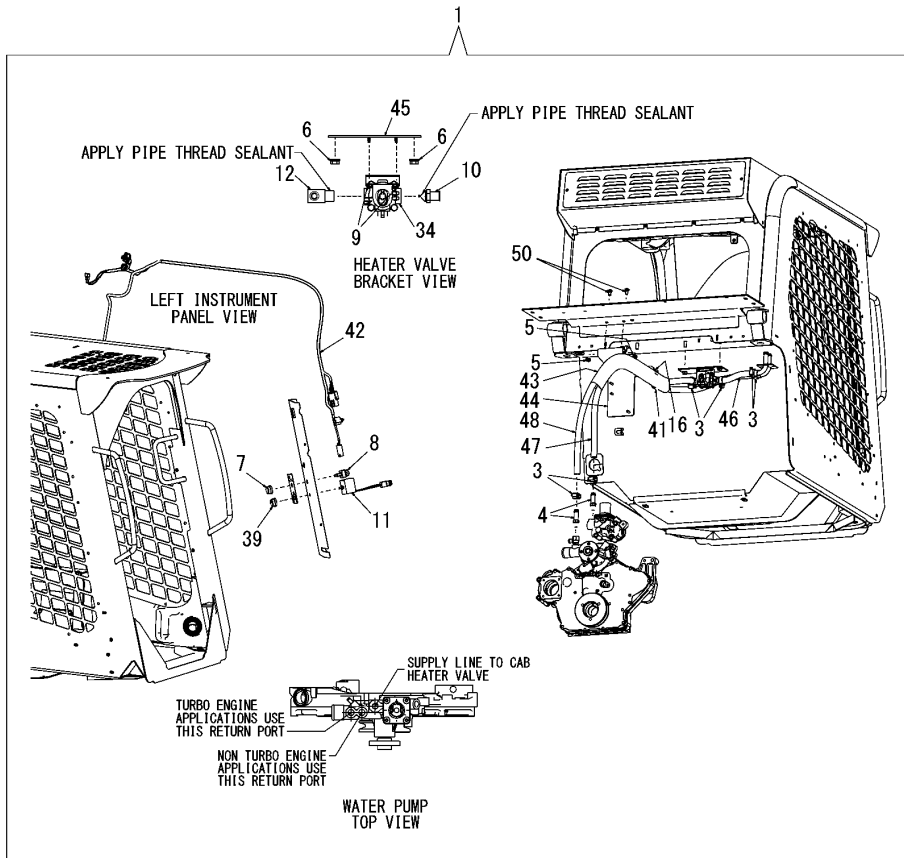


Remarks

* Illustration is continuous from Fig.84 to 86.

N:Old $\xrightarrow{\text{Yes}}$ New, Q:Old $\xrightarrow{\text{No}}$ New, R:Old $\xrightarrow{\text{Yes}}$ New, S:Old $\xrightarrow{\text{No}}$ New, W:Add, Z:Discontinued, F:Interchangeable by set, K:Q'ty Change

Fig.85. HEATER KIT



(A)=S270V-1

(B)=

(C)=

(D)=

(E)=

(F)=

No.	Lev.	Parts No.	Description	Q'ty						I	R
				(A)	(B)	(C)	(D)	(E)	(F)		
1	1	172218-07600	HEATER KIT, CAB	1							
2	2	172551-00120	TIE, CABLE	3							
3	2	172551-00760	CLAMP	14							
4	2	172551-00840	FITTING	2							
5	2	172551-01060	NUT	6							
6	2	172551-00720	NUT	2							
7	2	172215-00740	KNOB	1							
8	2	172551-01280	SWITCH, HEATER	1							
9	2	172551-01590	FLANGE	2							
10	2	172551-02270	FITTING	1							
11	2	172551-02380	MODULE, A/C CONTROL	1							
12	2	172217-01170	FITTING	1							
13	2	172551-02430	PLUG	2							
14	2	172216-06750	SCREW	16							
15	2	172551-00010	FILTER, FRESH AIR	1							
16	2	172215-06620	NUT	1							
17	2	172218-01110	PLATE, HEATER TUBES	1							
18	2	172218-01120	HOSE, HEATER	2							
19	2	172218-06390	PLATE, COVER	1							
20	2	172218-02170	VENT	4							
21	2	172218-02330	PLUG, TUBE	2							
22	2	172218-02340	TUBE, FORWARD HVAC	2							
23	2	172218-02810	COVER, RECIRC	2							
24	2	172551-03090	FILTER, AIR	2							
25	2	172218-02820	PAD, SEALING FILTER	2							
26	2	172218-02880	GROMMET	1							
27	2	172218-02890	PAD	1							
28	2	172218-02970	PAD, HOUSING TOP	1							
29	2	172218-03430	HOSING ASSY, HEATER	1							
30	2	172551-03110	GROMMET	2							
31	2	172218-03450	PAD, HOUSING LEFT	1							
32	2	172218-03460	PAD, HOUSING RIGHT	1							
33	2	172218-03480	PAD, HEADLINER SEAL	1							
34	2	172218-03840	VALVE, SOLENOID	1							
35	2	172218-03950	CLIP, HOSE RETAINING	4							
36	2	172218-04180	HOSE, MOLDED HEATER	1							
37	2	172218-04190	HOSE, MOLDED HEATER	1							
38	2	172218-04200	TUBE, HEATER	1							
39	2	172218-04490	KNOB, TEMP CONTROL	1							
40	2	172218-04740	CAP, TUBE	2							
41	2	172215-00320	CLAMP	1							
42	2	172218-05760	HARNES, HVAC CAB	1							
43	2	172216-12920	SLEEVE	1							
44	2	172218-06780	BRACKET ASSY, MOUNT	1							
45	2	172218-06790	BRACKET ASSY, VALVE	1							
46	2	172218-06800	HOSE	1							
47	2	172218-06810	HOSE	1							
48	2	172218-06820	HOSE	1							
49	2	172218-06860	HARNES, CHASSIS	1							
50	2	172551-09720	BOLT	2							
51	2	172215-03110	SCREW	4							

Remarks

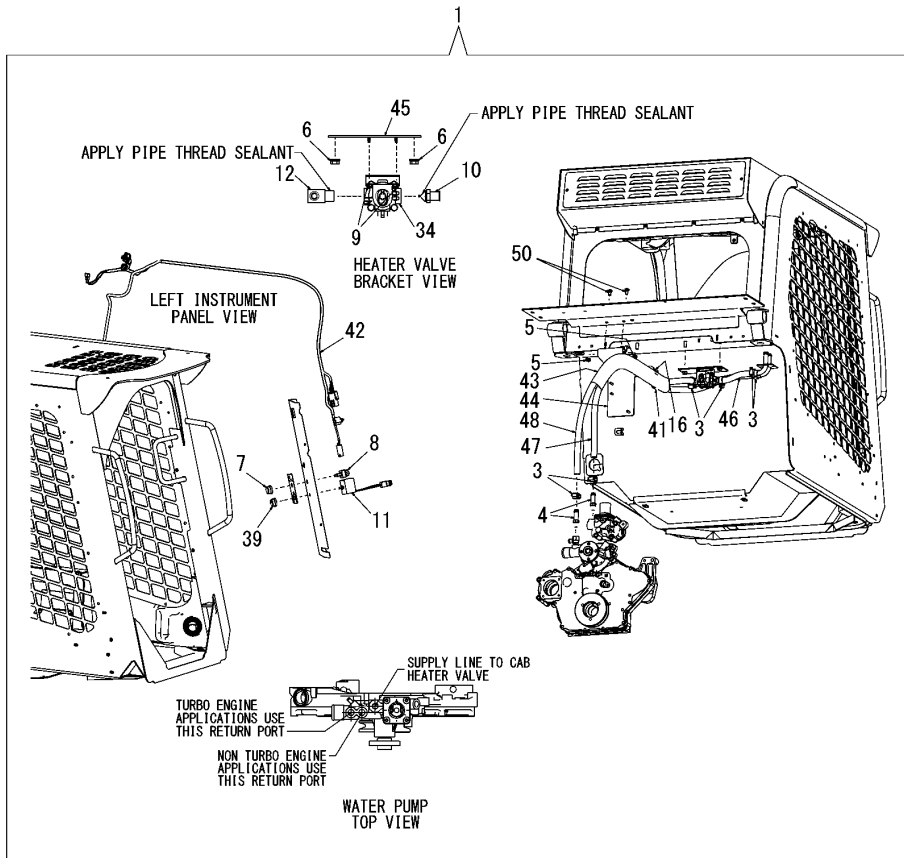
* Illustration is continuous from Fig.84 to 86.

Fig.85. HEATER KIT

(A)=S270V-1
(B)=
(C)=

(D)=
(E)=
(F)=

No.	Lev.	Parts No.	Description	Q'ty						I	R
				(A)	(B)	(C)	(D)	(E)	(F)		
52	2	172551-10010	SCREW	4							



Remarks

* Illustration is continuous from Fig.84 to 86.

Fig.86. HEATER KIT

(A)=S270V-1

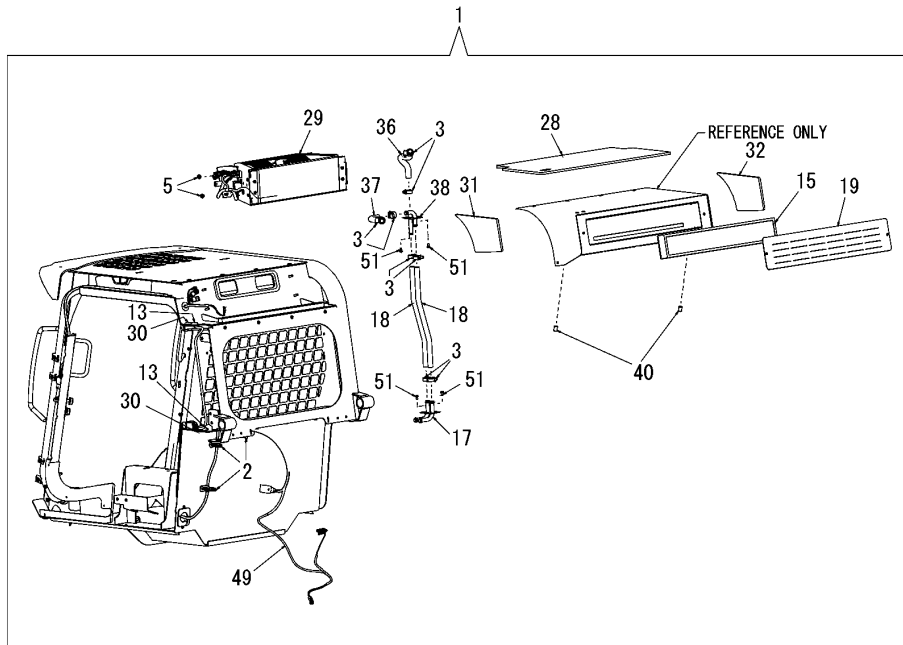
(B)=

(C)=

(D)=

(E)=

(F)=



No.	Lev.	Parts No.	Description	Q'ty						I	R
				(A)	(B)	(C)	(D)	(E)	(F)		
1	1	172218-07600	HEATER KIT, CAB	1							
2	2	172551-00120	TIE, CABLE	3							
3	2	172551-00760	CLAMP	14							
4	2	172551-00840	FITTING	2							
5	2	172551-01060	NUT	6							
6	2	172551-00720	NUT	2							
7	2	172215-00740	KNOB	1							
8	2	172551-01280	SWITCH, HEATER	1							
9	2	172551-01590	FLANGE	2							
10	2	172551-02270	FITTING	1							
11	2	172551-02380	MODULE, A/C CONTROL	1							
12	2	172217-01170	FITTING	1							
13	2	172551-02430	PLUG	2							
14	2	172216-06750	SCREW	16							
15	2	172551-00010	FILTER, FRESH AIR	1							
16	2	172215-06620	NUT	1							
17	2	172218-01110	PLATE, HEATER TUBES	1							
18	2	172218-01120	HOSE, HEATER	2							
19	2	172218-06390	PLATE, COVER	1							
20	2	172218-02170	VENT	4							
21	2	172218-02330	PLUG, TUBE	2							
22	2	172218-02340	TUBE, FORWARD HVAC	2							
23	2	172218-02810	COVER, RECIRC	2							
24	2	172551-03090	FILTER, AIR	2							
25	2	172218-02820	PAD, SEALING FILTER	2							
26	2	172218-02880	GROMMET	1							
27	2	172218-02890	PAD	1							
28	2	172218-02970	PAD, HOUSING TOP	1							
29	2	172218-03430	HOSING ASSY, HEATER	1							
30	2	172551-03110	GROMMET	2							
31	2	172218-03450	PAD, HOUSING LEFT	1							
32	2	172218-03460	PAD, HOUSING RIGHT	1							
33	2	172218-03480	PAD, HEADLINER SEAL	1							
34	2	172218-03840	VALVE, SOLENOID	1							
35	2	172218-03950	CLIP, HOSE RETAINING	4							
36	2	172218-04180	HOSE, MOLDED HEATER	1							
37	2	172218-04190	HOSE, MOLDED HEATER	1							
38	2	172218-04200	TUBE, HEATER	1							
39	2	172218-04490	KNOB, TEMP CONTROL	1							
40	2	172218-04740	CAP, TUBE	2							
41	2	172215-00320	CLAMP	1							
42	2	172218-05760	HARNES, HVAC CAB	1							
43	2	172216-12920	SLEEVE	1							
44	2	172218-06780	BRACKET ASSY, MOUNT	1							
45	2	172218-06790	BRACKET ASSY, VALVE	1							
46	2	172218-06800	HOSE	1							
47	2	172218-06810	HOSE	1							
48	2	172218-06820	HOSE	1							
49	2	172218-06860	HARNES, CHASSIS	1							
50	2	172551-09720	BOLT	2							
51	2	172215-03110	SCREW	4							

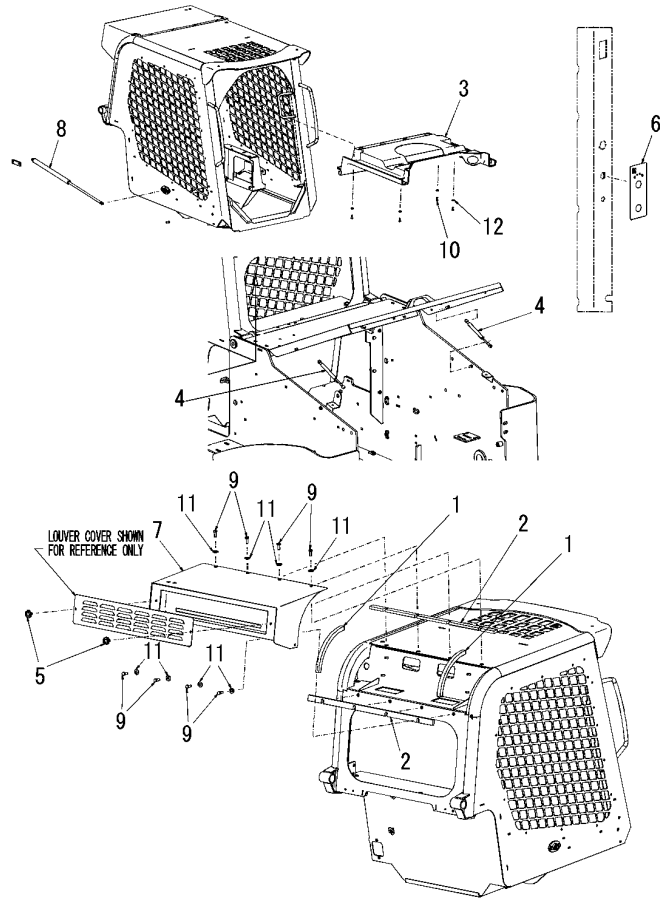
Remarks

* Illustration is continuous from Fig.84 to 86.

Fig.87. HEATER KIT(COMPLETING PARTS)

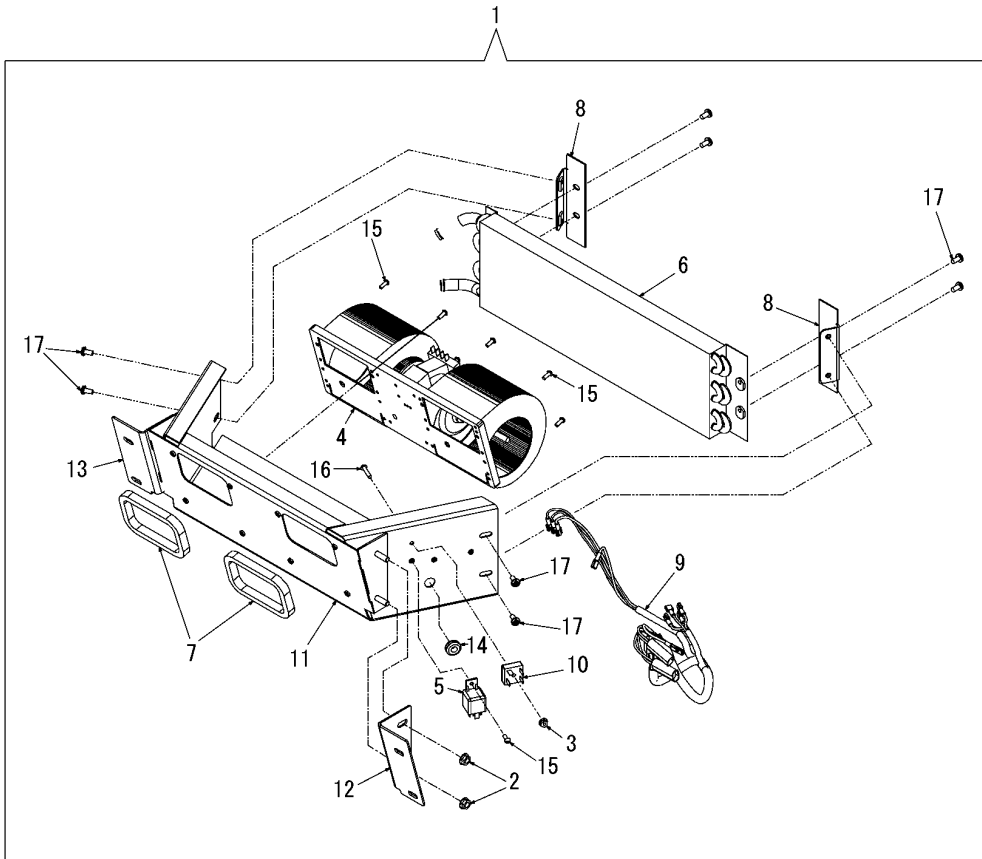
(A)=S270V-1
(B)=
(C)=

(D)=
(E)=
(F)=



No.	Lev.	Parts No.	Description	Q'ty						I	R
				(A)	(B)	(C)	(D)	(E)	(F)		
1	1	172218-01200	SEAL, FOAM SIDE	2							
2	1	172218-01260	SEAL, FOAM BOTTOM	2							
3	1	172218-01500	HEADLINER, DUCT A/C	1							
4	1	172218-01900	SPRING, GAS	2							
5	1	172218-02210	KNOB, CLAMPING	2							
6	1	172218-04370	LABEL, FAN SPEED	1							
7	1	172218-04660	HOUSING, HVAC	1							
8	1	172216-13290	GAS SPRING	2							
9	1	172216-13270	SCREW	8							
10	1	172551-10010	SCREW	4							
11	1	172216-13280	WASHER	8							
12	1	172218-05160	WASHER	4							

Fig.88. HEATER KIT(HOUSING SERVICE PARTS)



(A)=S270V-1
(B)=
(C)=

(D)=
(E)=
(F)=

No.	Lev.	Parts No.	Description	Q'ty						I	R
				(A)	(B)	(C)	(D)	(E)	(F)		
1	1	172218-03430	HOSING ASSY, HEATER	1							
2	2	172551-01060	NUT	4							
3	2	172551-01590	FLANGE	1							
4	2	172551-02260	BLOWER ASSY	1							
5	2	172216-07930	RELAY, SEALED	1							
6	2	172218-02190	CORE, HEATER	1							
7	2	172218-02200	FOAM, SEAL	2							
8	2	172218-02830	FLANGE, CORE MOUNT	2							
9	2	172218-02920	HARNES, HVAC BOX	1							
10	2	172218-02930	RECTIFIER PACK	1							
11	2	172218-03880	MOUNT, BLOWER	1							
12	2	172218-03890	BRACKET, HOUSING	1							
13	2	172218-03900	BRACKET, HOUSING	1							
14	2	172551-06780	GROMMET	1							
15	2	172551-09610	SCREW	9							
16	2	172218-05060	SCREW	1							
17	2	172215-03110	SCREW	8							

Fig.89. IMPACT-RESISTANT DOOR KIT

(A)=S270V-1

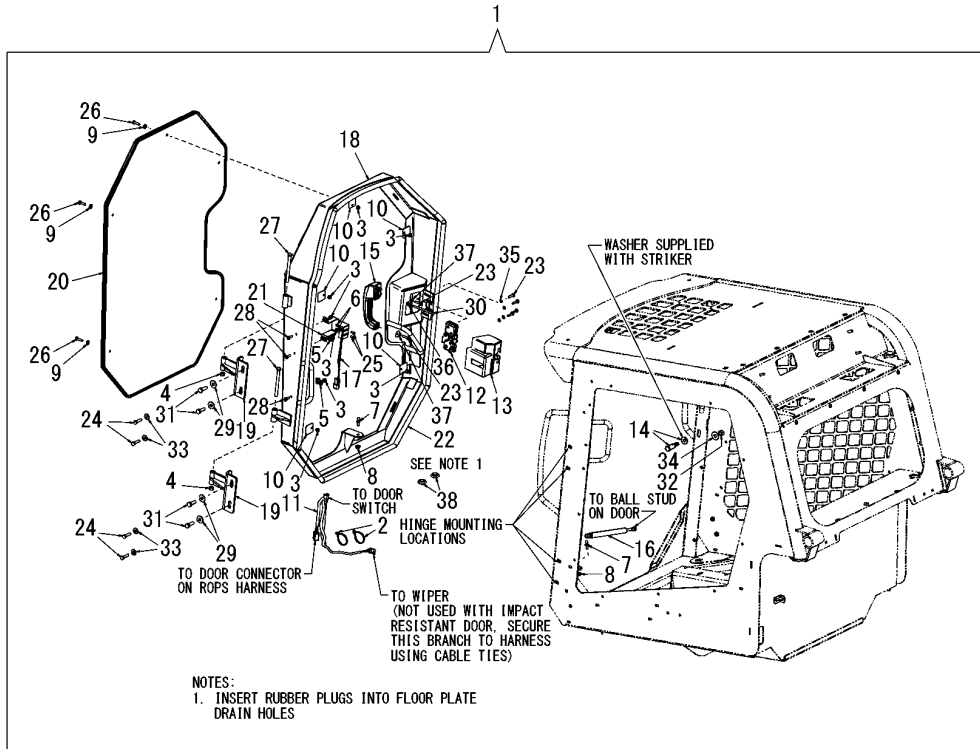
(B)=

(C)=

(D)=

(E)=

(F)=



No.	Lev.	Parts No.	Description	Q'ty						I	R
				(A)	(B)	(C)	(D)	(E)	(F)		
1	1	172218-05910	DOOR KIT	1							
2	2	172551-00120	TIE, CABLE	2							
3	2	172551-00250	NUT	8							
4	2	172551-00280	NUT	2							
5	2	172551-00420	CLAMP	2							
6	2	172218-00030	LOCK NUT	2							
7	2	172215-00550	STUD, BALL	2							
8	2	172551-01060	NUT	2							
9	2	172551-01430	WASHER	5							
10	2	172216-04340	TAB, LEXAN DOOR	5							
11	2	172218-02900	HARNES, DOOR	1							
12	2	172218-03000	LATCH, DOOR	1							
13	2	172218-03010	COVER, LATCH	1							
14	2	172218-03020	STRIKER	1							
15	2	172218-03030	HANDLE ASSY	1							
16	2	172218-03080	SPRING, GAS	1							
17	2	172218-04640	SENSOR, PROXIMITY	1							
18	2	172218-04890	FRAME, DOOR	1							
19	2	172218-05660	HINGE	2							
20	2	172218-05680	PANEL, IMPACT	1							
21	2	172218-05720	SENSOR	1							
22	2	172218-05730	SEAL, BULB	1							
23	2	172218-05880	SCREW	6							
24	2	172551-09600	SCREW	4							
25	2	172218-04980	SCREW	2							
26	2	172551-09880	SCREW	5							
27	2	172216-09450	SCREW	2							
28	2	172551-10010	SCREW	3							
29	2	172218-05090	WASHER	4							
30	2	172218-05120	SCREW	1							
31	2	172218-05180	SCREW	4							
32	2	172218-05200	NUT	1							
33	2	172551-10370	WASHER	4							
34	2	172215-03340	WASHER	1							
35	2	172218-05220	WASHER	4							
36	2	172551-10430	NUT	1							
37	2	172218-05250	WASHER	2							
38	2	172551-02430	PLUG	2							

Fig.90. ELECTRICAL - 14-PIN AUXILIARY CONNECTOR

(A)=S270V-1

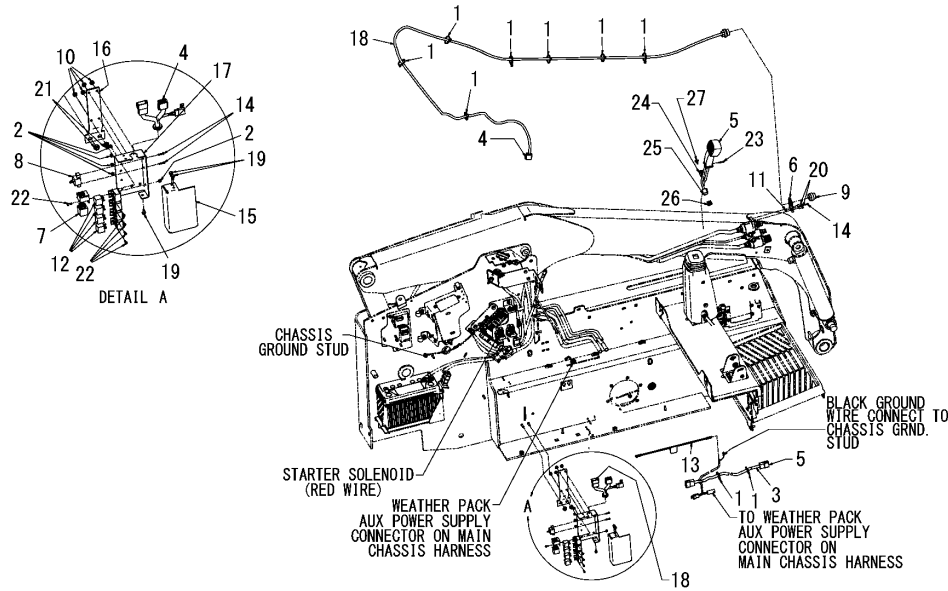
(B)=

(C)=

(D)=

(E)=

(F)=



No.	Lev.	Parts No.	Description	Q'ty						I	R
				(A)	(B)	(C)	(D)	(E)	(F)		
1	1	172551-00120	TIE, CABLE	9							
2	1	172551-00620	NUT	5							
3	1	172216-05890	HARNESS, 14-PIN AUX	1							
4	1	172216-05900	HARNESS, RELAY BOX	1							
5	1	172216-05920	HANDLE, 14-PIN AUX	1							
6	1	172216-05970	MOUNT, CONNECTOR	1							
7	1	172216-06090	DIODE BLOCK	1							
8	1	172216-06100	BREAKER 15 A	1							
9	1	172216-06370	CAP, DUCT	1							
10	1	172215-06610	NUT	4							
11	1	172216-10870	NUT	1							
12	1	172216-07920	RELAY	4							
13	1	172216-09010	FUSE, 20 A INLINE	1							
14	1	172215-07650	SCREW	3							
15	1	172218-07610	COVER, RELAY BOX	1							
16	1	172218-07620	BRACKET, RELAY BOX	1							
17	1	172218-07630	MOUNT ASSY, RELAYBOX	1							
18	1	172216-16200	HARNESS	1							
19	1	172551-09440	SCREW	3							
20	1	172551-09510	SCREW	2							
21	1	172216-14820	NUT	2							
22	1	172215-03120	SCREW	5							
23	1	172216-09610	PIN, ROLL	1							
24	1	172216-03520	PLUG, 4-PIN	1							
25	1	172216-15590	PLUG	1							
26	1	172216-15600	WEDGE, LOCKING	1							
27	1	172216-03530	WEDGE, 4-PIN	1							

Fig.91. BRAKE RELEASE

(A)=S270V-1

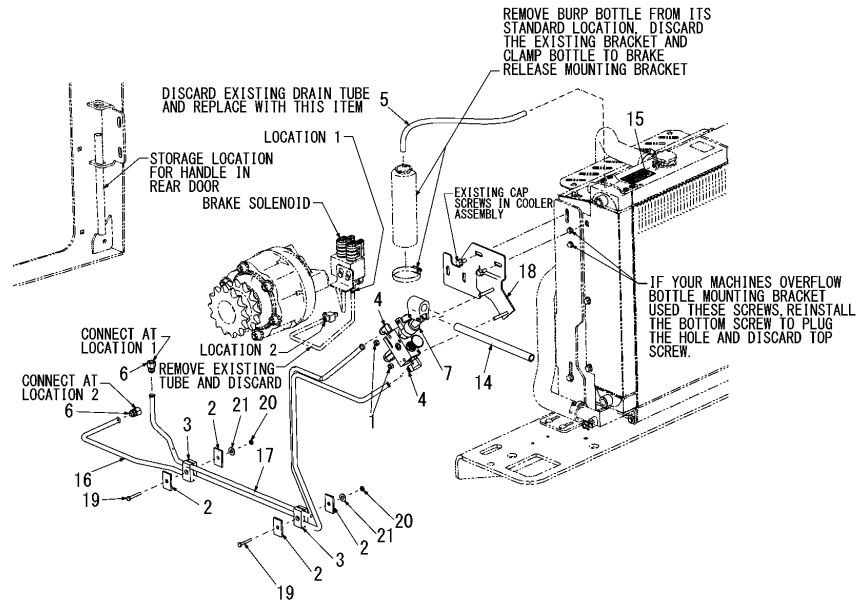
(B)=

(C)=

(D)=

(E)=

(F)=



No.	Lev.	Parts No.	Description	Q'ty						I	R
				(A)	(B)	(C)	(D)	(E)	(F)		
1	1	172551-00150	LOCK NUT	2							
2	1	172551-00510	PLATE	4							
3	1	172216-00460	CLAMP	2							
4	1	172215-00540	FITTING	2							
5	1	172218-07640	HOSE, FUEL	1							
6	1	172217-01270	ADAPTOR	2							
7	1	172217-03440	VALVE, BRAKE RELEASE	1							
8	2	172216-07290	BODY, VALVE	1							1
9	2	172216-07300	PUMP, HAND	1							1
10	2	172216-07310	SWITCH, MANUAL	1							1
11	2	172216-07320	SEAL KIT	1							1
12	2	172216-07330	RELIEF	1							1
13	2	172216-07340	SEAL KIT	1							1
14	1	172216-08950	TUBE, HANDLE	1							
15	1	172216-08970	LABEL, PARK BRAKE	1							
16	1	172218-07650	TUBE, BREAK RELEASE	1							
17	1	172218-07660	TUBE, BREAK RELEASE	1							
18	1	172218-07670	WELDMENT, VALVE	1							
19	1	172551-09450	SCREW	2							
20	1	172217-03970	NUT	2							
21	1	172551-10370	WASHER	2							

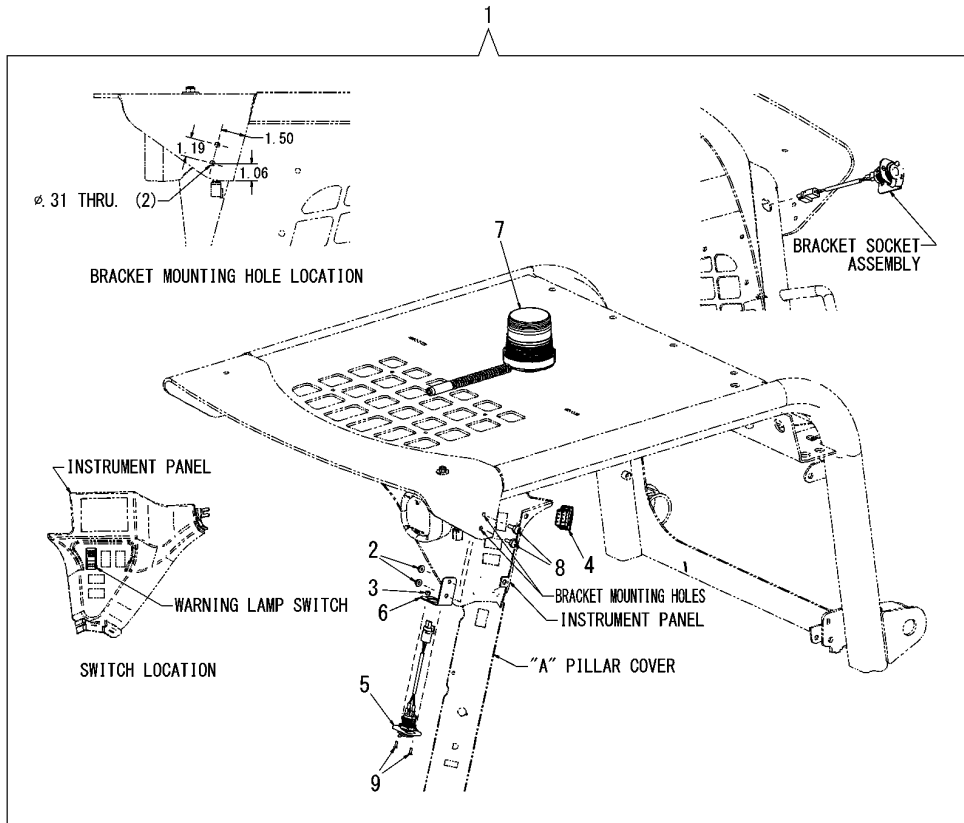
Remarks

(1) Not shown in illustration.

Fig.92. WARNING LAMP KIT

(A)=S270V-1
(B)=
(C)=

(D)=
(E)=
(F)=



No.	Lev.	Parts No.	Description	Q'ty						I	R	
				(A)	(B)	(C)	(D)	(E)	(F)			
1	1	172218-05330	LAMP KIT, WARNING	1								
2	2	172216-01590	NUT	2								
3	2	172216-10870	NUT	2								
4	2	172218-02060	SWITCH, WARNING LAMP	1								
5	2	172218-03860	SOCKET, 12V	1								
6	2	172218-03870	BRKT, SOCKET MTG	1								
7	2	172218-00670	BEACON WITH BULB	1								
8	2	172551-09710	SCREW	2								
9	2	172218-05080	SCREW	2								

Fig.93. REAR WIPER KIT

(A)=S270V-1

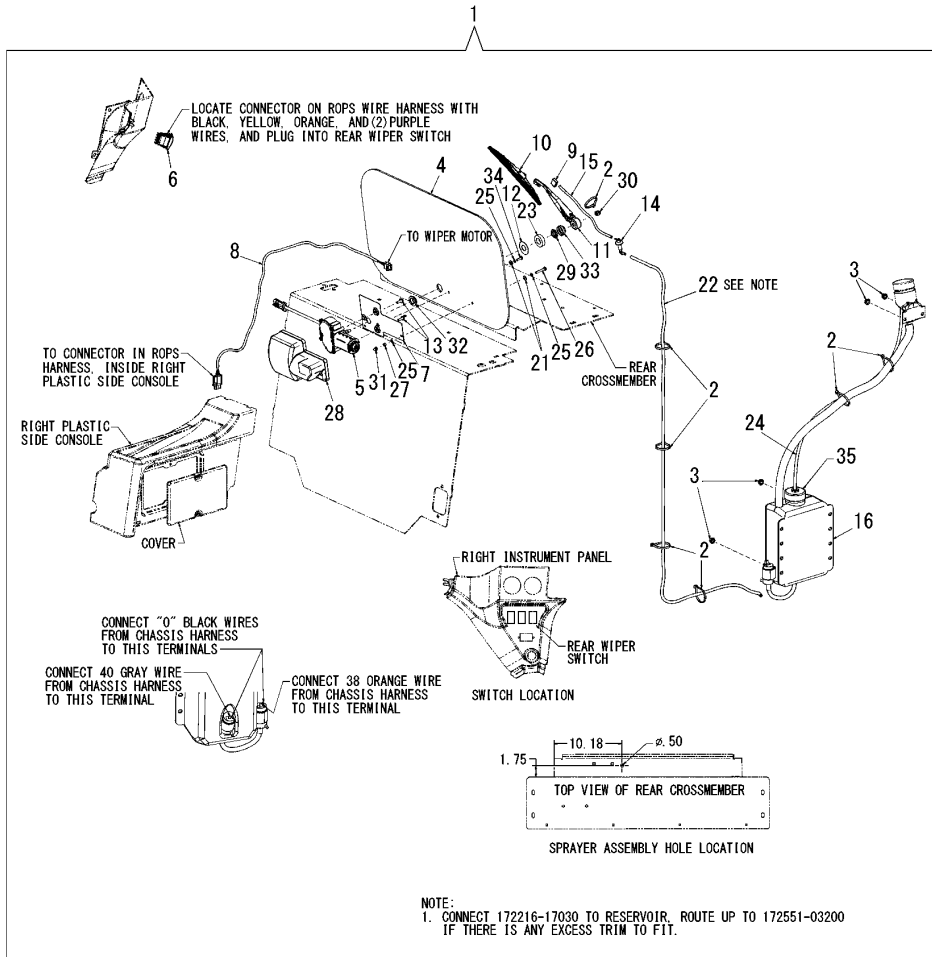
(B)=

(C)=

(D)=

(E)=

(F)=



No.	Lev.	Parts No.	Description	Q'ty						I	R
				(A)	(B)	(C)	(D)	(E)	(F)		
1	1	172218-07680	WIPER KIT, REAR	1							
2	2	172551-00120	TIE, CABLE	7							
3	2	172215-06620	NUT	4							
4	2	172551-02820	WINDOW	1							
5	2	172551-02970	MOTOR, REAR WIPER	1							
6	2	172218-02080	SWITCH, WIPER-WASHER	1							
7	2	172551-03080	PLATE, WIPER MOTOR	1							
8	2	172218-02910	WIPER HARNESS, REAR	1							
9	2	172551-03100	HEAD, SPRITZER	1							
10	2	172551-03150	BLADE, WIPER	1							
11	2	172551-03160	ARM, WIPER	1							
12	2	172551-03180	WASHER	1							
13	2	172551-03190	SCREW	2							
14	2	172551-03200	SPRAYER, ASSY	1							
15	2	172218-04020	HOSE, REAR WIPER ARM	1							
16	2	172218-04030	RESERVOIR, DUAL PUMP	1							
17	2	172218-03530	PUMP, WASHER	2							1
18	2	172218-03540	FILL SPOUT, REMOTE	1							1
19	2	172218-03550	CAP, VENTED	1							1
20	2	172218-04040	HOSE, TANK TO PUMP	1							1
21	2	172551-03210	WASHER	2							
22	2	172216-17030	HOSE	1							
23	2	172216-17040	SPACER, SHAFT	1							
24	2	172216-16940	TUBE, BREATHER	1							
25	2	172551-10220	WASHER	3							
26	2	172551-10230	SCREW	1							
27	2	172551-10470	NUT	1							
28	2	172551-10610	COVER, WIPER MOTOR	1							
29	2	172551-10620	NUT	1							
30	2	172551-10630	NUT	1							
31	2	172218-05980	NUT	1							
32	2	172551-10640	TOWER SEAL, TRICO WI	1							
33	2	172551-10650	SHIELD, RAIN	1							
34	2	172551-10660	SCREW	1							
35	2	172218-06550	SERVICE PART	1							

Remarks

(1) Not shown in illustration.

Fig.94. FLASHER KIT

(A)=S270V-1

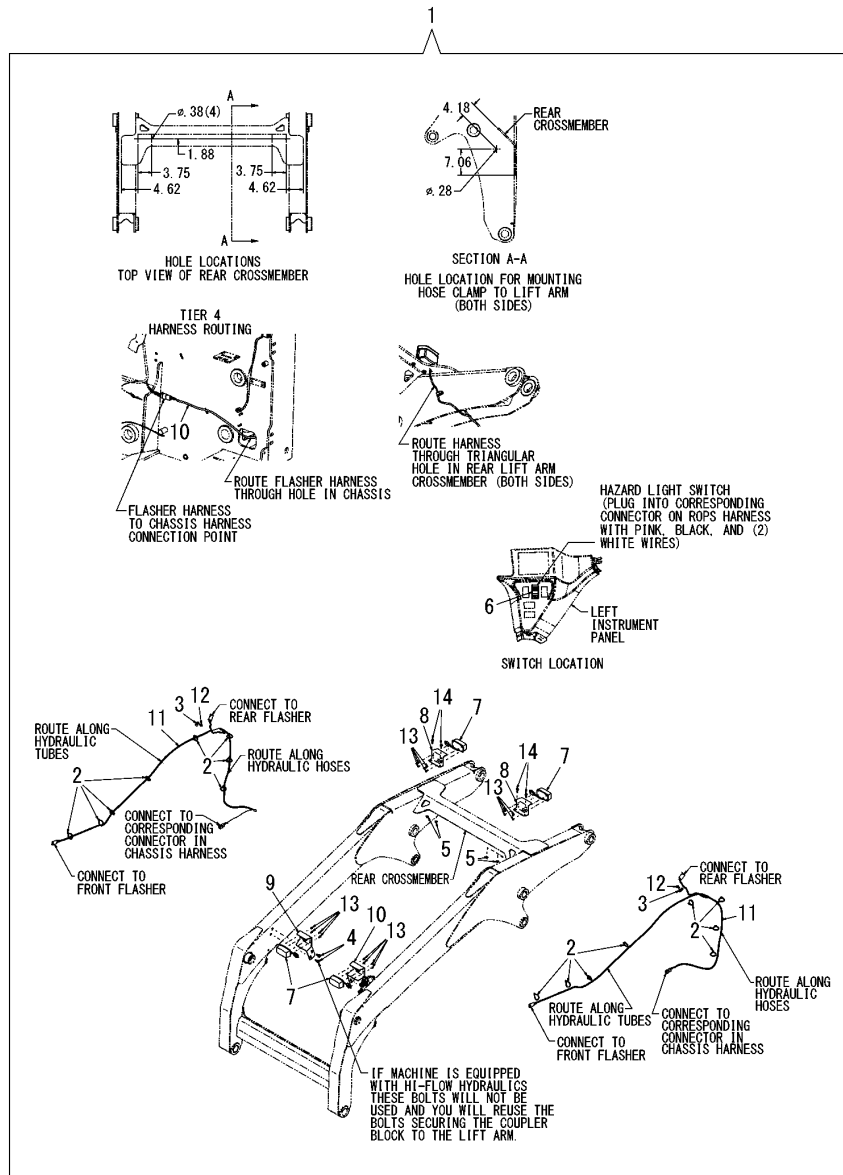
(B)=

(C)=

(D)=

(E)=

(F)=



No.	Lev.	Parts No.	Description	Q'ty						I	R
				(A)	(B)	(C)	(D)	(E)	(F)		
1	1	172218-07700	FLASHER KIT	1							
2	2	172551-00120	TIE, CABLE	16							
3	2	172551-00420	CLAMP	2							
4	2	172551-00450	SCREW	2							
5	2	172215-06620	NUT	4							
6	2	172218-02010	SWITCH, HAZARD	1							
7	2	172218-03240	LIGHT, FLASHER	4							
8	2	172218-04090	BRACKET, LIGHT	2							
9	2	172218-04100	BRACKET, LIGHT R	1							
10	2	172218-04110	BRACKET, LIGHT L	1							
11	2	172218-07690	HARNES, FLASHER	2							
12	2	172215-03150	SCREW	2							
13	2	172215-03160	SCREW	16							
14	2	172218-05150	SCREW	4							

Remarks

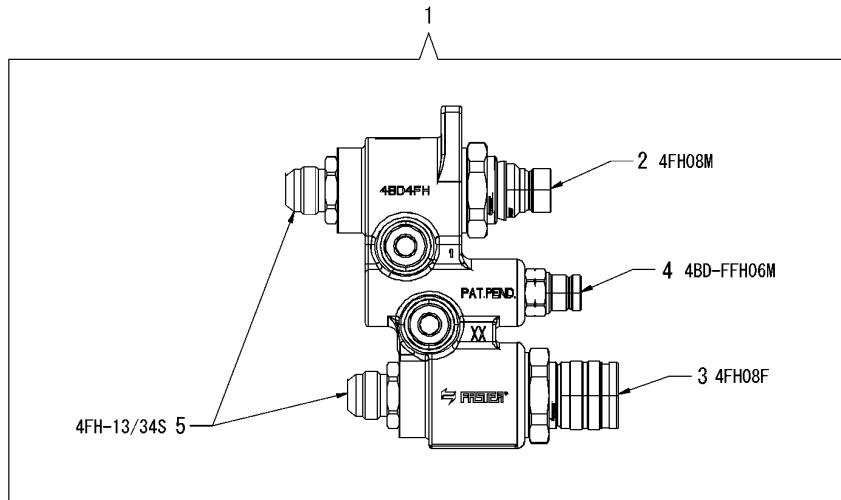
(1) Not shown in illustration.

N:Old $\begin{matrix} \text{Yes} \\ \text{No} \end{matrix}$ New, Q:Old $\begin{matrix} \text{No} \\ \text{Yes} \end{matrix}$ New, R:Old $\begin{matrix} \text{Yes} \\ \text{No} \end{matrix}$ New, S:Old $\begin{matrix} \text{No} \\ \text{Yes} \end{matrix}$ New, W:Add, Z:Discontinued, F:Interchangeable by set, K:Q'ty Change

Fig.95. AUXILIARY COUPLER SERVICE KITS

(A)=S270V-1
(B)=
(C)=

(D)=
(E)=
(F)=



No.	Lev.	Parts No.	Description	Q'ty						I	R
				(A)	(B)	(C)	(D)	(E)	(F)		
1	1	172216-15211	BLOCK, COUPLER	1							
2	2	172216-16830	Q-COUPLER KIT,MALE	1							
3	2	172216-16840	Q-COUPLER KIT,FEMALE	1							
4	2	172216-16850	Q-COUPLER KIT RETURN	1							
5	2	172216-16860	FITTING KIT, 3/4SAE	2							

Fig.96. HYDRAULIC QUICK COUPLER KIT

(A)=S270V-1

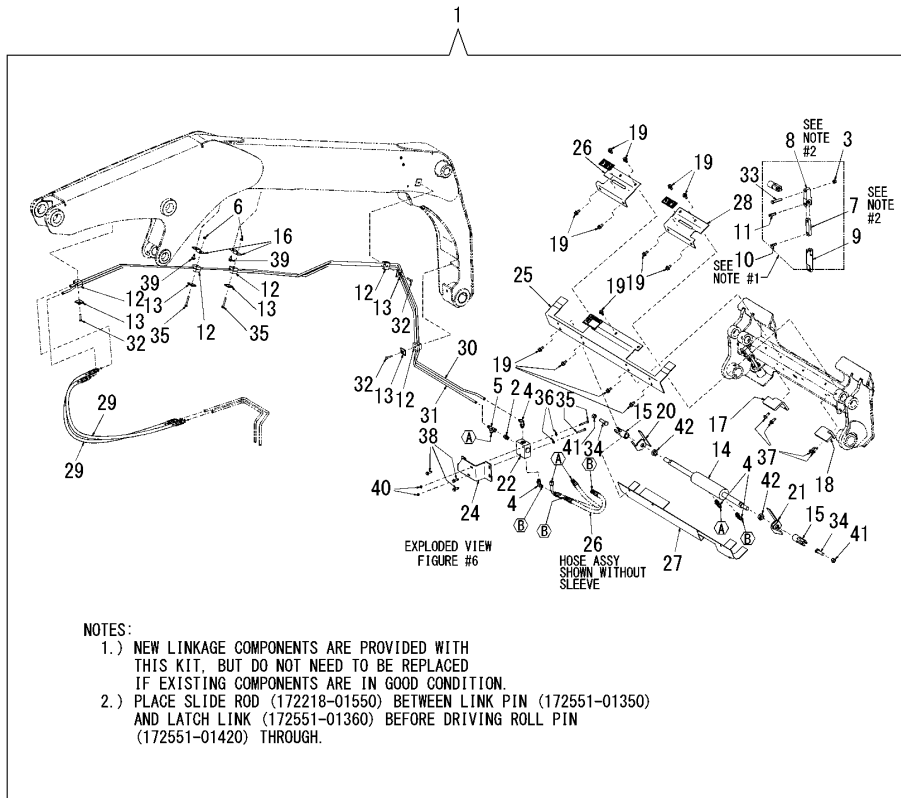
(B)=

(C)=

(D)=

(E)=

(F)=



No.	Lev.	Parts No.	Description	Q'ty						I	R
				(A)	(B)	(C)	(D)	(E)	(F)		
1	1	172218-07710	QUICK COUPLER KIT	1							
2	2	172551-00070	FITTING	1							
3	2	172551-00180	NUT	2							
4	2	172551-00220	CONNECTOR	4							
5	2	172551-00340	FITTING	1							
6	2	172216-01590	NUT	2							
7	2	172551-01350	LINK, PIN	2							
8	2	172551-01360	LATCH, LINK	2							
9	2	172551-01370	LATCH, PIN	2							
10	2	172551-01410	PIN	2							
11	2	172551-01420	PIN	2							
12	2	172216-06280	CLAMP	5							
13	2	172216-06290	PLATE	5							
14	2	172218-01540	CYLINDER, HYDRAULIC	1							
15	2	172218-01550	LINK, SPRING SLIDE	2							
16	2	172218-02670	BRACKET, MTG, TUBE	2							
17	2	172218-03930	BRACKET, STOP	1							
18	2	172218-03940	BRACKET, STOP	1							
19	2	172216-10940	SCREW	13							
20	2	172218-05640	FLAG, LEFT WELDMENT	1							
21	2	172218-05650	FLAG, RIGHT WELDMENT	1							
22	2	172216-13480	VALVE, QUICK COUPLER	1							
23	2	172216-13650	SLEEVE ASSY, HOSE	1							1
24	2	172216-13690	BRKT, QUICK COUPLER	1							
25	2	172216-13700	COVER, CYL. UPPER	1							
26	2	172216-13710	COVER, FLAG LEFT	1							
27	2	172216-13720	COVER, CYL. LOWER	1							
28	2	172216-13730	COVER, FLAG RIGHT	1							
29	2	172216-13760	HOSE	2							
30	2	172218-06900	TUBE, QUICK COUPLER	1							
31	2	172218-06910	TUBE, QUICK COUPLER	1							
32	2	172551-09460	SCREW	3							
33	2	172551-09580	SCREW	2							
34	2	172218-04950	SCREW	2							
35	2	172215-02890	SCREW	4							
36	2	172551-09890	WASHER	2							
37	2	172551-09910	SCREW	4							
38	2	172216-13780	SCREW	3							
39	2	172215-03150	SCREW	2							
40	2	172551-10290	NUT	2							
41	2	172215-03240	NUT	2							
42	2	172218-05210	NUT	2							

NOTES:

- 1.) NEW LINKAGE COMPONENTS ARE PROVIDED WITH THIS KIT, BUT DO NOT NEED TO BE REPLACED IF EXISTING COMPONENTS ARE IN GOOD CONDITION.
- 2.) PLACE SLIDE ROD (172218-01550) BETWEEN LINK PIN (172551-01350) AND LATCH LINK (172551-01360) BEFORE DRIVING ROLL PIN (172551-01420) THROUGH.

Remarks

* Illustration is continuous from Fig.96 to 97.

(1) Not shown in illustration.

Fig.97. HYDRAULIC QUICK COUPLER KIT

(A)=S270V-1

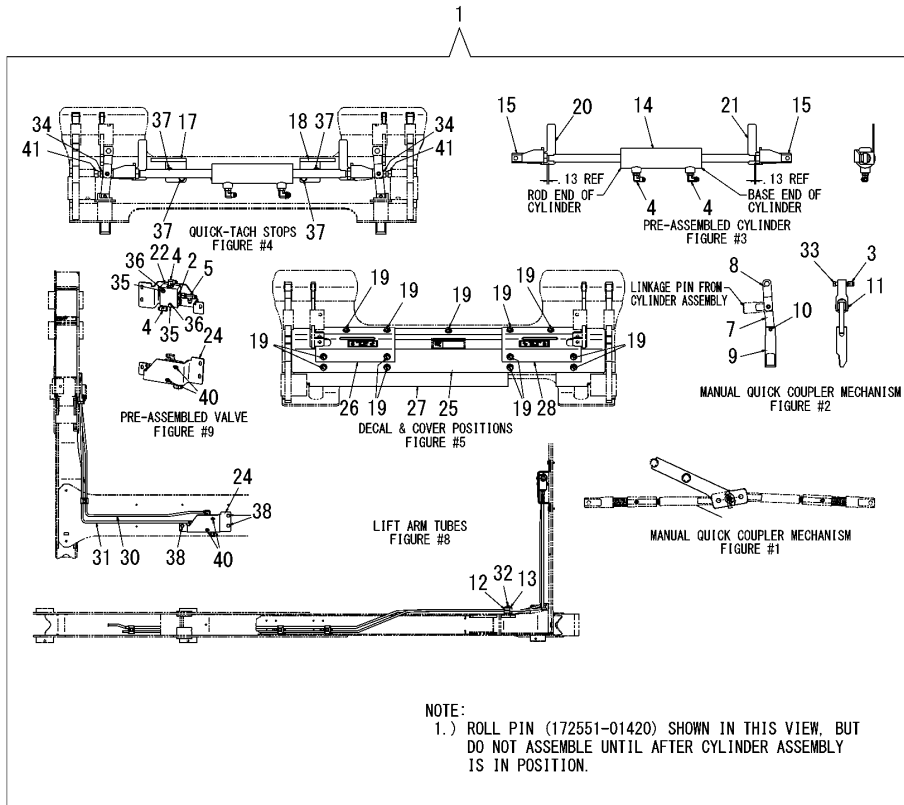
(B)=

(C)=

(D)=

(E)=

(F)=



No.	Lev.	Parts No.	Description	Q'ty						I	R
				(A)	(B)	(C)	(D)	(E)	(F)		
1	1	172218-07710	QUICK COUPLER KIT	1							
2	2	172551-00070	FITTING	1							
3	2	172551-00180	NUT	2							
4	2	172551-00220	CONNECTOR	4							
5	2	172551-00340	FITTING	1							
6	2	172216-01590	NUT	2							
7	2	172551-01350	LINK, PIN	2							
8	2	172551-01360	LATCH, LINK	2							
9	2	172551-01370	LATCH, PIN	2							
10	2	172551-01410	PIN	2							
11	2	172551-01420	PIN	2							
12	2	172216-06280	CLAMP	5							
13	2	172216-06290	PLATE	5							
14	2	172218-01540	CYLINDER, HYDRAULIC	1							
15	2	172218-01550	LINK, SPRING SLIDE	2							
16	2	172218-02670	BRACKET, MTG, TUBE	2							
17	2	172218-03930	BRACKET, STOP	1							
18	2	172218-03940	BRACKET, STOP	1							
19	2	172216-10940	SCREW	13							
20	2	172218-05640	FLAG, LEFT WELDMENT	1							
21	2	172218-05650	FLAG, RIGHT WELDMENT	1							
22	2	172216-13480	VALVE, QUICK COUPLER	1							
23	2	172216-13650	SLEEVE ASSY, HOSE	1							1
24	2	172216-13690	BRKT, QUICK COUPLER	1							
25	2	172216-13700	COVER, CYL. UPPER	1							
26	2	172216-13710	COVER, FLAG LEFT	1							
27	2	172216-13720	COVER, CYL. LOWER	1							
28	2	172216-13730	COVER, FLAG RIGHT	1							
29	2	172216-13760	HOSE	2							
30	2	172218-06900	TUBE, QUICK COUPLER	1							
31	2	172218-06910	TUBE, QUICK COUPLER	1							
32	2	172551-09460	SCREW	3							
33	2	172551-09580	SCREW	2							
34	2	172218-04950	SCREW	2							
35	2	172215-02890	SCREW	4							
36	2	172551-09890	WASHER	2							
37	2	172551-09910	SCREW	4							
38	2	172216-13780	SCREW	3							
39	2	172215-03150	SCREW	2							
40	2	172551-10290	NUT	2							
41	2	172215-03240	NUT	2							
42	2	172218-05210	NUT	2							

Remarks

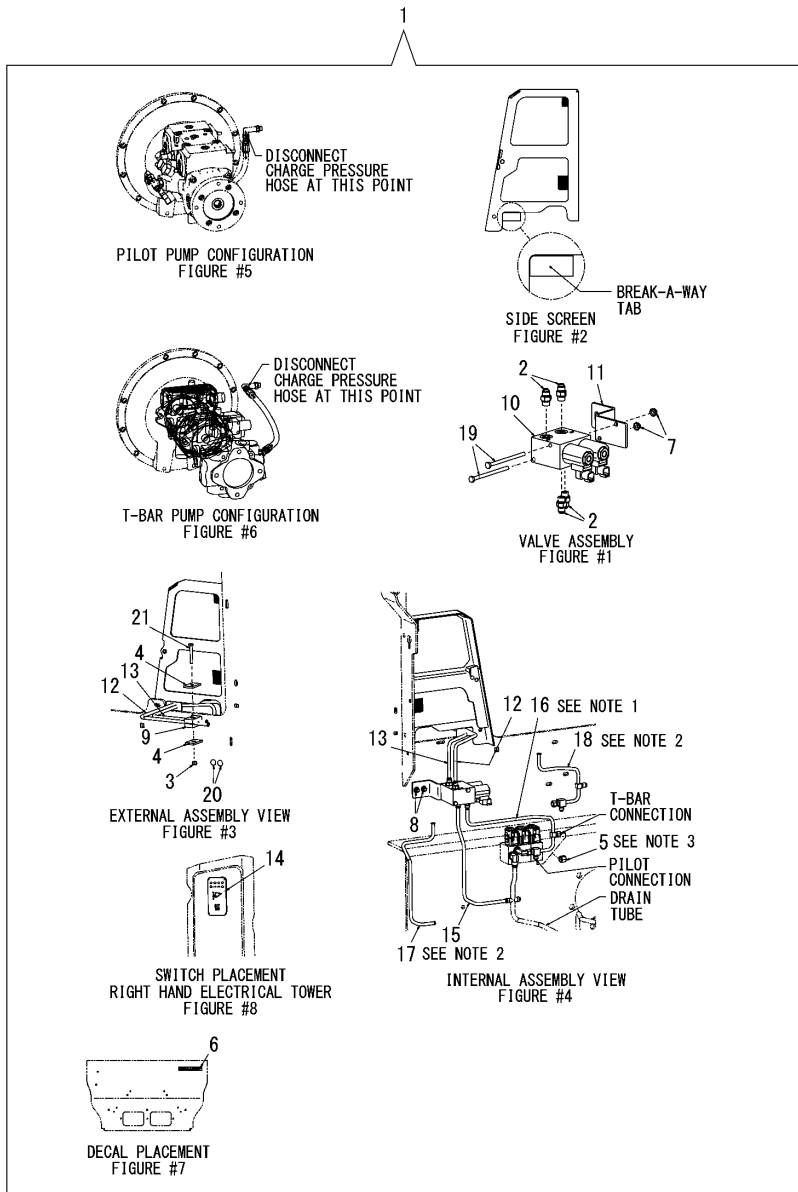
* Illustration is continuous from Fig.96 to 97.

(1) Not shown in illustration.

Fig.98. COMPLETING KIT FOR HYDRAULIC QUICK COUPLER KIT

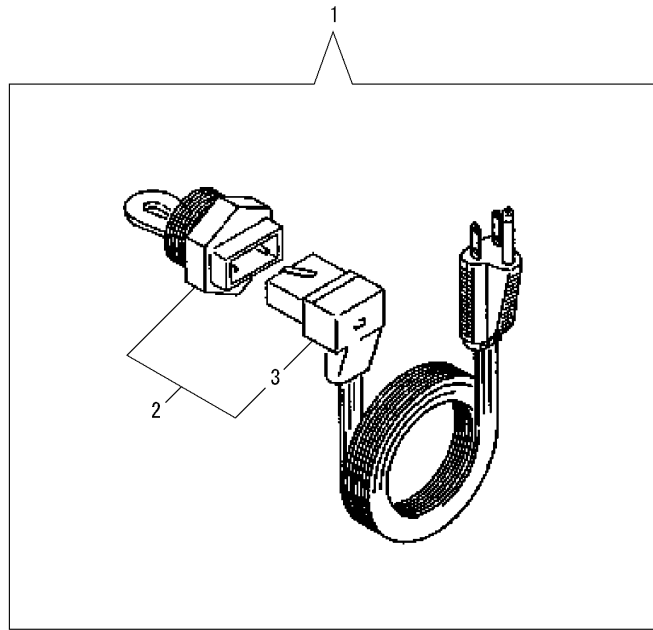
(A)=S270V-1
(B)=
(C)=

(D)=
(E)=
(F)=



No.	Lev.	Parts No.	Description	Q'ty						I	R
				(A)	(B)	(C)	(D)	(E)	(F)		
1	1	172216-17100	CHASSIS ASSY	1							
2	2	172551-00070	FITTING	4							
3	2	172551-00150	NUT	1							
4	2	172551-00510	PLATE	2							
5	2	172216-00380	CAP	1							
6	2	172551-02080	LABEL, QUICK COUPLER	1							
7	2	172215-06610	NUT	2							
8	2	172215-06620	NUT	2							
9	2	172216-12960	CLAMP	1							
10	2	172216-12970	VALVE, QUICK COUPLER	1							
11	2	172216-12980	BRKT, QUICK COUPLER	1							
12	2	172216-12990	TUBE, QUICK COUPLER	1							
13	2	172216-13000	TUBE, QUICK COUPLER	1							
14	2	172216-13010	SWITCH, Q COUPLER	1							
15	2	172216-13020	TUBE, DRAIN	1							
16	2	172216-13030	TUBE, CHARGE	1							
17	2	172216-17110	TUBE, DRAIN	1							
18	2	172216-17120	TUBE, CHARGE	1							
19	2	172216-09260	SCREW	2							
20	2	172215-02820	BOLT	2							
21	2	172551-09760	SCREW	1							

Fig.99. ENGINE BLOCK HEATER KIT



(A)=S270V-1
(B)=
(C)=

(D)=
(E)=
(F)=

No.	Lev.	Parts No.	Description	Q'ty						I	R
				(A)	(B)	(C)	(D)	(E)	(F)		
1	1	172216-16890	HEATER, BLOCK	1							
2	2	172551-00910	BLOCK HEATER	1							
3	3	172551-00920	CORD, HEATER	1							
4	2	172551-00120	TIE, CABLE	3							1

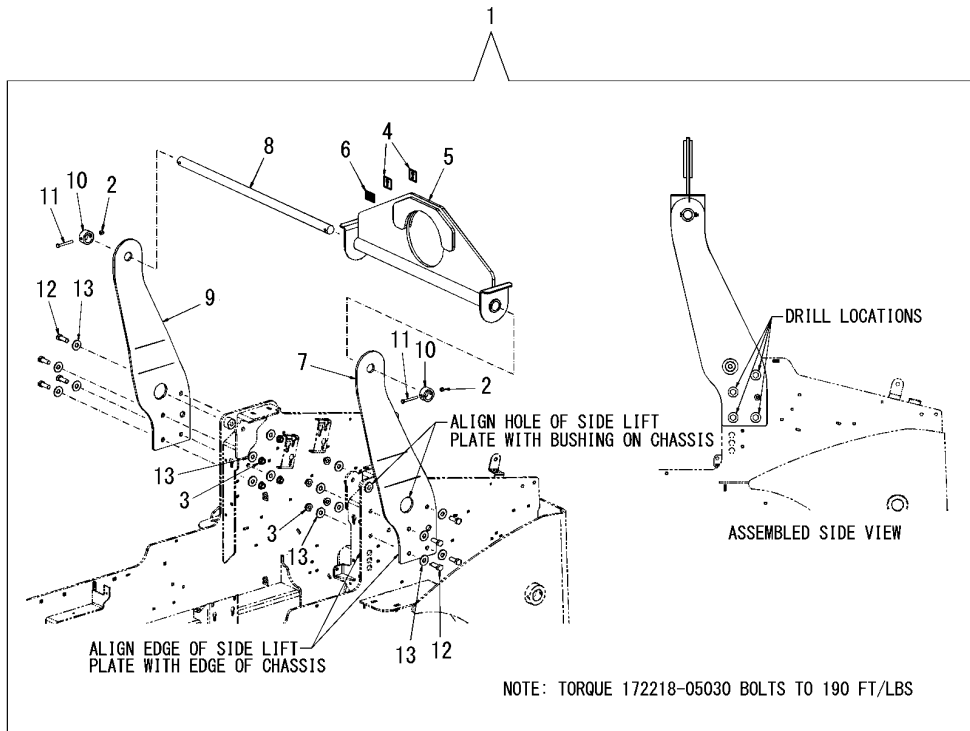
Remarks

(1) Not shown in illustration.

Fig.100. SINGLE-POINT LIFT KIT

(A)=S270V-1
(B)=
(C)=

(D)=
(E)=
(F)=

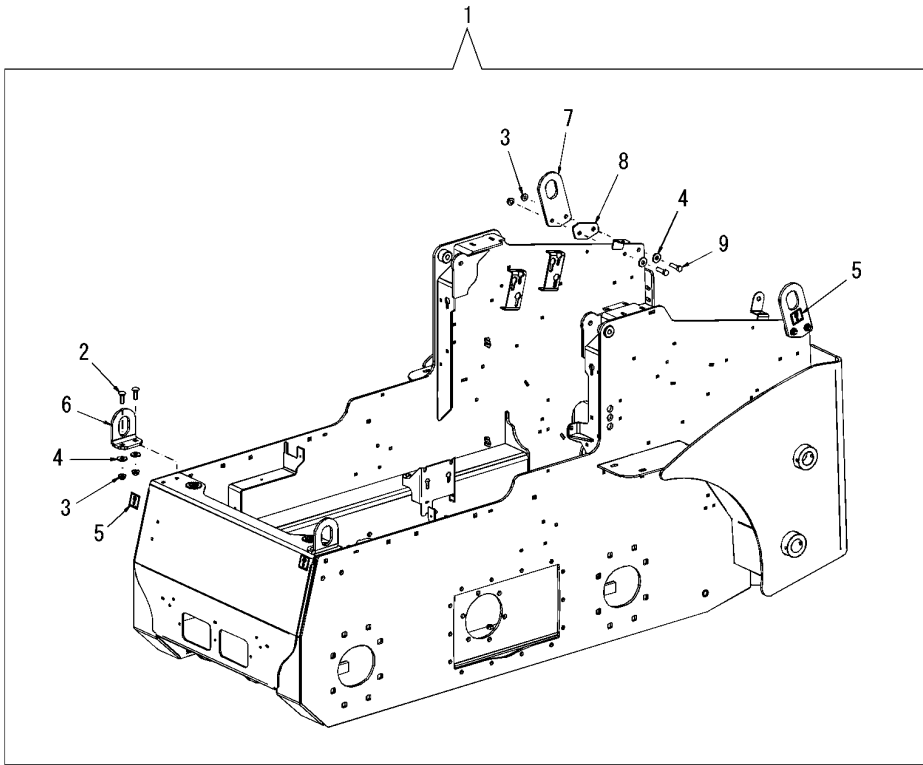


No.	Lev.	Parts No.	Description	Q'ty						I	R
				(A)	(B)	(C)	(D)	(E)	(F)		
1	1	172218-05900	SINGLE-POINT LIFT	1							
2	2	172551-00180	NUT	2							
3	2	172216-02110	NUT	8							
4	2	172551-01570	LABEL,LIFT POINT	2							
5	2	172218-00230	HOOK ASSY	1							
6	2	172218-00270	LABEL, NAME PLATE	1							
7	2	172218-04800	PLATE, SIDE LIFT LH	1							
8	2	172218-04810	ROD, LIFT SUPPORT	1							
9	2	172218-05620	PLATE, SIDE LIFT RH	1							
10	2	172218-05630	TUBE, LOCKING	2							
11	2	172215-02950	SCREW	2							
12	2	172218-05030	SCREW	8							
13	2	172215-03260	WASHER	16							

Fig.101. FOUR-POINT LIFT KIT

(A)=S270V-1
(B)=
(C)=

(D)=
(E)=
(F)=

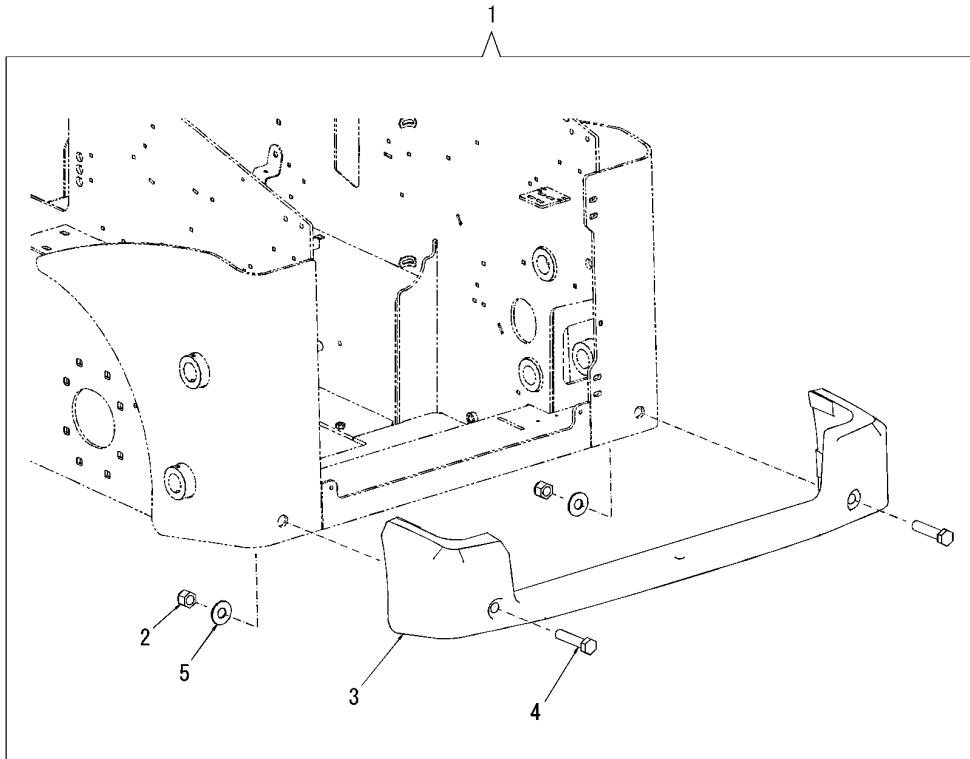


No.	Lev.	Parts No.	Description	Q'ty						I	R
				(A)	(B)	(C)	(D)	(E)	(F)		
1	1	172218-05340	4-POINT LIFT, KIT	1							
2	2	172218-05930	BOLT	4							
3	2	172215-00710	NUT	8							
4	2	172216-01770	WASHER	8							
5	2	172551-01570	LABEL,LIFT POINT	4							
6	2	172218-04050	LIFT EYE, 4 POINT	2							
7	2	172218-04060	LIFT EYE, 4 POINT	2							
8	2	172218-04070	PLATE, SPACER	2							
9	2	172216-09570	SCREW	4							

Fig.102. COUNTERWEIGHT KIT(S270V-1 MODELS)

(A)=S270V-1
(B)=
(C)=

(D)=
(E)=
(F)=



No.	Lev.	Parts No.	Description	Q'ty						I	R
				(A)	(B)	(C)	(D)	(E)	(F)		
1	1	172218-05890	COUNTERWEIGHT KIT	1							
2	2	172218-00080	NUT	2							
3	2	172218-04470	COUNTERWEIGHT, CAST	1							
4	2	172218-05170	SCREW	2							
5	2	172216-09810	WASHER	2							

Parts No. Index

Parts No.	Fig. No.	Ref. No.
172215-00030	30	1
	31	1
172215-00040	46	1
172215-00080	31	5
172215-00120	22	2
172215-00190	22	3
	32	2
172215-00200	24	4
	27	6
172215-00250	25	3
	26	4
	27	8
172215-00300	42	11
172215-00320	2	3
	3	3
	27	9
	84	41
	85	41
	86	41
172215-00340	34	4
172215-00390	32	6
	33	4
172215-00400	14	1
	15	1
172215-00480	1	6
	40	8
172215-00510	1	7
172215-00540	25	8
	26	9
	91	4
172215-00550	5	10
	81	2
	89	7
172215-00620	1	8
172215-00650	6	6
	50	5
172215-00700	5	13
	10	6
	40	12
	46	4
172215-00710	1	10
	5	14
	48	2
	101	3
172215-00740	2	12
	3	12
	4	6
	84	7
	85	7
	86	7

Parts No.	Fig. No.	Ref. No.
172215-00800	52	1
172215-00850	30	12
	36	12
172215-01410	5	19
172215-01560	1	16
172215-01720	1	17
172215-01960	47	3
		6
		9
		12
		15
		18
		21
172215-02110	10	9
172215-02140	42	10
172215-02650	16	13
172215-02700	5	34
	10	26
	25	41
	26	45
172215-02710	25	42
	26	46
172215-02760	10	28
172215-02790	10	31
	42	30
172215-02820	1	50
	27	32
	29	15
	30	35
	31	40
	36	59
	37	49
	40	41
	98	20
172215-02850	11	5
	14	5
	15	6
172215-02870	17	18
172215-02890	19	28
	96	35
	97	35
172215-02930	24	20
172215-02950	100	11
172215-03000	5	39
172215-03110	2	94
	3	94
	4	50
	6	42
	42	34
	75	23

Parts No.	Fig. No.	Ref. No.
172215-03110	75	41
	84	51
	85	51
	86	51
	88	17
172215-03120	90	22
172215-03150	1	54
	19	32
	24	21
	36	58
		60
	37	48
		50
		56
	40	44
172215-03160	94	12
172215-03200	96	39
	97	39
	94	13
	31	44
	32	29
	33	20
172215-03220	83	18
172215-03230	81	55
172215-03240	6	46
	19	34
	96	41
	97	41
172215-03260	100	13
172215-03310	30	39
	31	45
172215-03340	11	6
	14	6
	15	7
	89	34
172215-03360	2	98
	3	98
172215-03380	2	99
	3	99
	23	16
172215-03790	5	1
172215-04030	5	2
172215-04530	36	6
172215-05310	27	18
172215-06610	5	24
	29	4
	36	27
	37	24
	40	18
	90	10

Parts No.	Fig. No.	Ref. No.
172215-06610	98	7
172215-06620	1	22
		57
	2	33
	3	33
	4	15
	12	1
	22	23
	27	19
	29	5
	30	18
	31	19
	36	28
	38	10
	40	19
	82	4
	84	16
	85	16
	86	16
	93	3
	94	5
	98	8
172215-06940	5	25
172215-07170	1	23
172215-07650	90	14
172215-07710	1	33
172215-08550	21	8
172215-08690	1	34
172215-08920	34	18
172215-09280	5	28
172215-11520	52	8
172215-11550	50	10
172216-00020	38	1
172216-00060	43	2
172216-00070	38	2
172216-00080	27	3
	42	2
172216-00130	24	2
172216-00140	42	3
172216-00150	6	2
172216-00160	10	2
	36	2
	37	3
172216-00180	22	5
172216-00210	1	3
172216-00220	6	4
172216-00240	50	1
172216-00280	38	3
172216-00290	30	8
	31	11

Parts No. Index

Parts No.	Fig. No.	Ref. No.
172216-00290	40	6
172216-00360	20	1
172216-00380	25	5
	26	6
	98	5
172216-00400	25	6
	26	7
172216-00410	16	2
172216-00440	16	16
172216-00460	32	7
	33	5
	34	6
	91	3
172216-00490	2	6
	3	6
172216-00520	5	9
172216-00540	38	4
172216-00550	36	7
172216-00560	25	9
	26	10
172216-00810	27	12
172216-00900	10	4
	36	9
	37	7
	38	5
172216-01200	5	12
172216-01240	1	9
172216-01250	1	56
172216-01360	80	2
172216-01450	59	10
		39
172216-01470	22	10
172216-01590	2	10
	3	10
	19	4
	30	11
	31	14
	38	6
	78	3
	92	2
	96	6
	97	6
172216-01770	1	11
	48	3
	101	4
172216-01810	17	4
	34	8
172216-02040	1	12
	25	11
	26	12

Parts No.	Fig. No.	Ref. No.
172216-02110	1	13
	100	3
172216-02120	17	5
172216-02130	17	6
172216-02270	10	7
172216-02290	10	8
172216-02350	42	5
172216-02440	42	8
172216-02490	11	1
172216-02530	20	8
172216-02670	2	18
	3	18
172216-02690	21	4
172216-02760	51	2
172216-02870	78	4
172216-03100	58	7
172216-03210	47	2
		5
		14
		17
172216-03220	21	5
172216-03290	37	8
172216-03350	14	2
	15	2
172216-03370	11	2
172216-03520	36	13
	37	9
	90	24
172216-03530	36	14
	37	10
	90	27
172216-03730	54	8
172216-03740	24	24
172216-03850	25	15
	26	16
	28	5
172216-03860	11	3
172216-03880	59	4
		33
	60	6
		27
172216-03890	59	6
		35
	60	7
		28
172216-03900	59	11
		40
	60	18
		39
172216-03910	59	12

Parts No.	Fig. No.	Ref. No.
172216-03910	59	41
	60	19
		40
172216-03920	59	26
		55
	60	17
		38
172216-04110	15	3
172216-04240	2	24
	3	24
172216-04270	78	5
172216-04340	89	10
172216-04350	47	8
172216-04490	36	15
	37	11
172216-04590	37	13
172216-04600	37	14
172216-04700	22	15
172216-04870	36	16
	37	17
172216-04930	36	17
	37	18
172216-05150	61	9
172216-05170	61	10
172216-05180	62	4
172216-05190	62	3
		10
	63	3
172216-05200	62	11
172216-05210	63	4
172216-05270	1	18
172216-05470	25	47
	26	51
172216-05820	1	19
172216-05890	90	3
172216-05900	90	4
172216-05920	90	5
172216-05970	90	6
172216-06000	40	16
172216-06070	28	8
172216-06090	90	7
172216-06100	90	8
172216-06110	59	2
		31
	60	2
		23
172216-06120	59	29
		58
	60	21
		42

Parts No.	Fig. No.	Ref. No.
172216-06130	60	3
		24
172216-06140	59	5
		34
	60	4
		25
172216-06150	59	7
		36
	60	5
		26
172216-06160	60	8
		29
172216-06170	60	9
		30
172216-06190	59	15
		44
	60	11
		32
172216-06210	59	23
		52
	60	13
		34
172216-06220	59	27
		56
	60	14
		35
172216-06230	59	25
		54
	60	15
		36
172216-06240	59	24
		53
	60	16
		37
172216-06250	60	20
		41
172216-06260	1	20
172216-06280	19	5
	96	12
	97	12
172216-06290	19	6
	96	13
	97	13
172216-06370	90	9
172216-06390	32	10
	33	6
172216-06540	38	7
172216-06750	2	27
	3	27
	4	13

Parts No. Index

Parts No.	Fig. No.	Ref. No.
172216-06750	42	9
	84	14
	85	14
	86	14
172216-06810	1	21
172216-06970	38	9
172216-07120	37	23
172216-07150	40	17
172216-07290	91	8
172216-07300	91	9
172216-07310	91	10
172216-07320	91	11
172216-07330	91	12
172216-07340	91	13
172216-07390	22	25
172216-07500	72	5
	73	8
172216-07520	72	3
	73	3
172216-07710	41	2
172216-07880	22	29
172216-07890	2	43
	3	43
172216-07920	90	12
172216-07930	2	44
	3	44
	75	7
		29
	88	5
172216-07990	38	12
172216-08290	2	63
	3	63
172216-08330	22	34
172216-08490	22	35
172216-08590	22	36
172216-08950	91	14
172216-08970	91	15
172216-09010	90	13
172216-09250	22	56
172216-09260	29	14
	98	19
172216-09270	38	15
172216-09330	38	17
172216-09340	32	26
	33	18
172216-09400	16	15
	34	38
172216-09410	5	37
172216-09440	30	36
	31	41

Parts No.	Fig. No.	Ref. No.
172216-09450	2	92
	3	92
	89	27
172216-09490	27	34
172216-09500	1	51
172216-09570	48	8
	101	9
172216-09580	22	62
172216-09590	40	43
172216-09610	36	62
	90	23
172216-09620	10	35
172216-09640	20	12
172216-09650	25	43
	26	47
172216-09710	36	63
	37	53
172216-09730	42	32
172216-09740	42	29
172216-09770	22	64
172216-09810	102	5
172216-09820	22	65
172216-09830	22	66
172216-09850	2	100
	3	100
	24	23
172216-09860	22	67
172216-09970	47	7
172216-10030	47	22
172216-10040	47	23
172216-10080	47	26
172216-10100	47	1
172216-10110	47	4
172216-10140	47	13
172216-10150	47	16
172216-10430	38	13
172216-10830	21	2
172216-10840	21	3
172216-10870	90	11
	92	3
172216-10880	76	2
172216-10890	25	24
		25
		25
		26
	26	25
		26
	28	9
172216-10940	19	13
	96	19
	97	19
172216-10980	21	7

Parts No.	Fig. No.	Ref. No.
172216-11000	21	9
172216-11010	21	10
172216-11020	21	11
172216-11030	21	12
172216-11040	21	13
172216-11050	21	14
172216-11060	21	15
172216-11070	21	16
172216-11080	14	3
172216-11090	14	4
172216-11150	22	70
172216-11170	36	68
	37	55
172216-11190	25	45
	26	49
172216-11900	22	21
172216-11920	19	8
172216-12590	51	7
172216-12600	51	6
172216-12610	51	3
172216-12630	1	36
172216-12650	1	37
172216-12660	1	38
172216-12740	1	40
172216-12800	2	35
	3	35
172216-12820	2	72
	3	72
172216-12830	2	73
	3	73
172216-12840	2	74
	3	74
172216-12920	2	79
	3	79
	4	42
	84	43
	85	43
	86	43
172216-12940	2	80
	3	80
172216-12960	29	6
	98	9
172216-12970	29	7
	98	10
172216-12980	29	8
	98	11
172216-12990	29	9
	98	12
172216-13000	29	10
	98	13

Parts No.	Fig. No.	Ref. No.
172216-13010	29	11
	98	14
172216-13020	98	15
172216-13030	98	16
172216-13070	5	30
172216-13080	5	31
172216-13090	5	32
172216-13100	5	22
172216-13130	6	9
172216-13150	6	29
172216-13160	6	30
172216-13170	6	31
172216-13180	6	33
172216-13190	6	34
172216-13200	6	35
172216-13210	6	36
172216-13220	6	37
172216-13230	6	38
172216-13240	6	49
172216-13250	7	7
172216-13260	7	8
172216-13270	7	9
	8	9
	9	9
	87	9
172216-13280	7	11
	8	11
	9	11
	87	11
172216-13290	8	8
	9	8
	87	8
172216-13300	11	4
172216-13450	17	12
172216-13460	17	13
172216-13480	19	16
	96	22
	97	22
172216-13650	19	17
	96	23
	97	23
172216-13690	19	18
	96	24
	97	24
172216-13700	19	19
	96	25
	97	25
172216-13710	19	20
	96	26
	97	26

Parts No. Index

Parts No.	Fig. No.	Ref. No.
172216-13720	19	21
	96	27
	97	27
172216-13730	19	22
	96	28
	97	28
172216-13760	19	23
	96	29
	97	29
172216-13780	19	31
	96	38
	97	38
172216-13790	20	10
172216-13850	22	38
172216-13860	22	39
172216-13870	22	40
172216-13900	22	41
172216-13910	22	42
172216-13970	22	44
172216-13980	22	45
172216-14010	22	58
172216-14020	22	32
172216-14030	22	37
172216-14050	22	43
172216-14060	22	46
172216-14070	22	47
172216-14080	22	48
172216-14090	22	49
172216-14100	22	50
172216-14110	22	51
172216-14160	23	1
172216-14171	23	4
172216-14180	23	8
172216-14190	23	9
172216-14200	23	10
172216-14210	23	11
172216-14270	24	19
172216-14280	24	6
172216-14290	24	13
172216-14300	24	14
172216-14310	24	15
172216-14320	24	16
172216-14330	24	17
172216-14340	24	18
172216-14360	25	28
	26	32
172216-14370	25	30
	26	34
172216-14390	25	31
	26	35

Parts No.	Fig. No.	Ref. No.
172216-14390	61	1
172216-14510	25	32
	26	36
172216-14520	25	33
	26	37
172216-14530	25	34
	26	38
172216-14540	25	35
	26	39
172216-14590	27	24
172216-14670	30	13
172216-14680	30	20
	31	24
	68	1
172216-14690	30	21
	31	25
172216-14700	30	22
	31	26
172216-14710	30	23
	31	27
172216-14720	30	24
	31	28
172216-14740	30	25
	31	29
172216-14760	30	26
	31	30
172216-14771	30	27
	72	1
172216-14780	30	28
	31	31
172216-14820	30	34
	31	39
	36	70
	37	57
	90	21
172216-14830	30	29
	64	1
172216-14841	31	23
	73	1
172216-14880	31	32
	65	1
172216-14890	32	13
172216-14900	32	14
	33	8
172216-14910	32	15
	33	9
172216-14920	32	16
172216-14930	32	17
172216-14940	32	18
172216-14950	32	19

Parts No.	Fig. No.	Ref. No.
172216-14960	32	20
	33	10
172216-14970	32	21
	33	11
172216-14980	32	22
	33	12
172216-14990	32	23
	33	13
172216-15000	32	24
	33	16
172216-15010	32	25
172216-15020	33	14
172216-15030	33	15
172216-15040	33	17
172216-15211	34	21
	35	3
	95	1
172216-15320	34	20
172216-15330	34	27
	58	1
172216-15340	34	28
172216-15460	36	22
	37	19
172216-15470	36	57
172216-15480	36	43
	37	38
172216-15490	36	44
172216-15500	36	45
172216-15510	36	48
172216-15550	36	50
172216-15560	36	51
172216-15580	36	53
172216-15590	36	54
	37	44
	90	25
172216-15600	36	55
	37	45
	90	26
172216-15610	36	66
172216-15630	37	39
172216-15640	37	40
172216-15650	37	41
172216-15670	38	14
172216-15690	40	15
172216-15710	40	22
172216-15720	40	23
172216-15730	40	24
172216-15740	40	25
172216-15750	40	26
172216-15760	40	27

Parts No.	Fig. No.	Ref. No.
172216-15790	40	28
172216-15820	40	30
172216-15830	40	31
172216-15840	40	32
172216-15850	40	33
	46	13
172216-15860	40	34
172216-15870	40	39
172216-15900	40	42
	46	21
172216-15910	40	50
172216-15920	42	19
172216-15930	42	20
172216-15940	42	21
172216-15970	42	27
172216-15980	42	28
172216-15990	42	33
172216-16000	46	5
172216-16010	46	6
172216-16020	46	7
172216-16030	46	8
172216-16050	46	9
172216-16060	46	10
172216-16070	46	11
172216-16080	46	12
172216-16090	46	14
172216-16100	46	15
172216-16110	46	16
172216-16120	46	18
172216-16130	46	17
172216-16140	46	19
172216-16200	90	18
172216-16210	49	3
172216-16220	49	4
172216-16230	49	5
172216-16320	49	9
172216-16420	57	10
	58	11
172216-16500	58	2
172216-16510	58	4
172216-16520	58	5
172216-16530	61	2
	62	1
172216-16540	61	3
	63	1
172216-16550	61	4
	61	5
172216-16560	61	6
172216-16570	61	7
172216-16580	61	8

Parts No. Index

Parts No.	Fig. No.	Ref. No.
172216-16590	61	11
172216-16600	61	12
172216-16610	62	2
172216-16620	62	6
	63	6
172216-16630	62	9
172216-16640	62	5
	63	5
172216-16650	62	7
	63	7
172216-16660	62	8
	63	8
172216-16670	63	2
172216-16680	63	9
172216-16690	67	1
172216-16700	67	2
172216-16710	67	3
172216-16720	67	4
172216-16730	72	2
172216-16750	72	6
	73	9
172216-16760	72	7
172216-16770	72	8
	73	10
172216-16780	72	14
172216-16790	73	4
172216-16810	73	7
172216-16820	73	15
172216-16830	34	22
	35	4
	95	2
172216-16840	34	23
	35	5
	95	3
172216-16850	34	24
	35	6
	95	4
172216-16860	34	25
	35	7
	95	5
172216-16870	83	8
172216-16880	83	15
172216-16890	99	1
172216-16901	81	1
172216-16910	82	16
172216-16940	82	18
	93	24
172216-16950	79	11
		23
172216-16960	79	12

Parts No.	Fig. No.	Ref. No.
172216-16960	79	24
172216-17030	93	22
172216-17040	93	23
172216-17100	98	1
172216-17110	29	12
	98	17
172216-17120	29	13
	98	18
172216-17230	51	9
	52	6
172216-17240	52	5
172216-17270	51	5
172216-17280	55	1
172216-17300	53	1
172216-17310	55	6
172216-17360	54	5
172216-17370	54	4
172216-17380	6	50
172216-17470	22	14
172216-17480	25	39
	26	43
172216-17490	40	21
172217-00030	20	3
		5
172217-00130	20	2
172217-00280	20	6
172217-00300	1	14
172217-00420	5	18
172217-00510	59	14
		43
172217-00520	59	9
		38
172217-00840	24	7
172217-01060	5	23
	24	8
172217-01170	2	26
	3	26
	4	11
	84	12
	85	12
	86	12
172217-01250	32	9
172217-01270	91	6
172217-01340	25	16
	26	17
	28	6
172217-01350	25	17
	26	18
	28	7
172217-01370	22	16

Parts No.	Fig. No.	Ref. No.
172217-01390	22	17
172217-01430	36	18
	77	1
172217-01480	36	19
172217-01690	26	19
	60	1
172217-01700	26	20
	60	22
172217-01850	25	18
	26	21
172217-01890	25	19
	26	22
172217-01980	36	20
172217-02080	25	20
	26	23
	30	16
	31	17
172217-02110	59	13
		42
	60	10
		31
172217-02120	59	22
		51
	60	12
		33
172217-02220	36	21
172217-02410	25	21
	26	24
	30	17
	31	18
172217-02421	20	7
	21	1
172217-02470	54	7
172217-02500	25	22
	59	1
172217-02510	25	23
	59	30
172217-02590	36	23
172217-02620	38	8
172217-02630	36	24
172217-02710	59	3
		32
172217-02720	59	8
		37
172217-02730	59	28
		57
172217-02800	37	20
172217-02870	23	3
172217-02940	68	3
172217-02960	68	5

Parts No.	Fig. No.	Ref. No.
172217-03340	24	9
172217-03390	38	11
172217-03440	91	7
172217-03590	22	33
172217-03670	15	4
172217-03690	15	5
172217-03800	24	11
172217-03870	68	2
172217-03880	26	29
172217-03890	26	30
172217-03970	91	20
172217-03980	30	38
	31	43
172217-04010	36	64
172217-04020	32	28
172217-04100	47	24
172217-04110	47	25
172217-04370	77	2
172217-04380	77	3
172217-04390	77	4
172217-04470	21	6
172217-04950	76	4
172217-05070	45	8
172217-05080	45	9
172217-05140	23	5
172217-05150	23	6
172218-00010	40	7
172218-00020	42	4
172218-00030	82	2
	89	6
172218-00040	5	7
	18	1
172218-00050	30	10
	36	10
172218-00060	20	4
172218-00070	17	3
172218-00080	102	2
172218-00090	5	15
172218-00100	18	2
172218-00110	34	9
172218-00170	25	12
	26	13
	36	11
172218-00180	5	16
172218-00230	100	5
172218-00240	18	9
172218-00250	6	8
172218-00260	27	16
172218-00270	100	6
172218-00280	16	17

Parts No. Index

Parts No.	Fig. No.	Ref. No.
172218-00320	16	18
	57	6
172218-00440	37	16
172218-00450	37	15
172218-00460	37	12
172218-00490	5	20
172218-00500	5	21
172218-00600	36	25
	37	21
172218-00610	36	26
	37	22
172218-00630	2	28
	3	28
172218-00640	2	29
	3	29
172218-00650	2	30
	3	30
172218-00660	2	31
	3	31
172218-00670	92	7
172218-00680	6	12
172218-00690	25	26
	69	1
172218-00700	26	27
	70	1
172218-00730	16	3
	34	10
172218-00750	16	4
	34	11
172218-00770	2	34
	3	34
	75	1
172218-00790	36	29
172218-00810	27	20
172218-00820	6	14
172218-00850	36	30
172218-00860	1	24
172218-00870	1	25
172218-00880	37	25
172218-00890	1	26
	40	20
172218-00900	34	12
172218-00910	34	13
172218-00920	35	8
172218-00930	35	9
172218-00950	36	31
	37	26
172218-00960	5	26
172218-00980	34	14
172218-00990	35	10

Parts No.	Fig. No.	Ref. No.
172218-01010	45	2
172218-01020	42	12
172218-01030	16	5
172218-01040	31	20
172218-01050	36	32
	37	27
172218-01060	37	28
172218-01080	6	15
172218-01090	16	6
172218-01100	36	69
	37	29
172218-01110	2	40
	3	40
	4	16
	84	17
	85	17
	86	17
172218-01120	2	41
	3	41
	4	17
	84	18
	85	18
	86	18
172218-01130	43	1
172218-01140	1	27
172218-01150	1	28
172218-01200	7	1
	8	1
	9	1
	87	1
172218-01220	79	2
172218-01230	79	14
172218-01260	6	16
	7	2
	8	2
	9	2
	87	2
172218-01280	6	17
172218-01310	6	18
172218-01340	1	29
172218-01360	30	19
	31	21
172218-01450	45	3
172218-01460	36	33
172218-01480	6	20
172218-01490	22	30
172218-01500	8	3
	9	3
	87	3
172218-01530	5	27

Parts No.	Fig. No.	Ref. No.
172218-01540	19	7
	96	14
	97	14
172218-01550	19	9
	96	15
	97	15
172218-01600	6	21
172218-01620	35	11
172218-01630	34	15
	35	12
172218-01690	10	12
172218-01710	10	13
172218-01730	36	34
	37	30
172218-01740	6	22
172218-01780	83	9
172218-01790	10	14
172218-01800	42	13
172218-01820	42	14
172218-01830	7	3
172218-01880	83	10
172218-01900	9	4
	87	4
172218-01910	50	6
	53	3
172218-01940	53	6
172218-01960	10	15
172218-01980	42	15
172218-01990	82	5
172218-02000	39	2
172218-02010	94	6
172218-02020	6	23
172218-02030	6	24
172218-02040	6	25
172218-02050	6	26
172218-02060	92	4
172218-02080	93	6
172218-02090	83	5
172218-02100	83	6
172218-02120	45	5
172218-02150	53	7
172218-02170	2	45
	3	45
	4	18
	84	20
	85	20
	86	20
172218-02180	75	8
172218-02190	75	9
	30	30

Parts No.	Fig. No.	Ref. No.
172218-02190	88	6
172218-02200	75	10
	88	7
172218-02210	8	4
	9	5
	16	7
	87	5
172218-02230	36	35
172218-02240	37	31
172218-02270	25	27
	26	28
172218-02290	12	2
172218-02300	36	36
	37	32
172218-02330	2	46
	3	46
	4	19
	84	21
	85	21
	86	21
172218-02340	2	47
	3	47
	4	20
	84	22
	85	22
	86	22
172218-02350	45	6
172218-02360	24	10
172218-02390	35	13
172218-02400	54	1
172218-02420	42	16
172218-02440	36	37
	37	33
172218-02460	37	34
172218-02470	36	38
172218-02480	12	3
172218-02500	36	39
172218-02510	36	40
172218-02520	36	41
172218-02530	36	42
	37	35
172218-02540	1	30
	37	36
172218-02550	37	37
172218-02640	42	18
172218-02670	19	10
	96	16
	97	16
172218-02690	7	4

Parts No. Index

Parts No.	Fig. No.	Ref. No.
172218-02700	79	5
		17
172218-02710	79	6
		18
172218-02720	79	7
		19
172218-02730	79	20
172218-02740	79	21
172218-02750	79	8
172218-02760	79	9
172218-02780	80	3
172218-02790	79	22
172218-02800	79	10
172218-02810	2	48
	3	48
	4	21
	84	23
	85	23
	86	23
172218-02820	2	50
	3	50
	4	23
	84	25
	85	25
	86	25
172218-02830	75	11
		32
	88	8
172218-02880	2	51
	3	51
	4	24
	84	26
	85	26
	86	26
172218-02890	2	52
	3	52
	4	25
	84	27
	85	27
	86	27
172218-02900	82	6
	89	11
172218-02910	93	8
172218-02920	75	12
		33
	88	9
172218-02930	75	13
		34
	88	10
172218-02940	16	8

Parts No.	Fig. No.	Ref. No.
172218-02950	82	7
172218-02970	2	53
	3	53
	4	26
	84	28
	85	28
	86	28
172218-02980	81	3
172218-02990	81	4
172218-03000	81	5
	89	12
172218-03010	81	6
	89	13
172218-03020	81	7
	89	14
172218-03030	89	15
172218-03040	81	8
172218-03070	81	11
172218-03080	81	12
	89	16
172218-03100	81	14
172218-03110	81	15
172218-03130	81	18
172218-03150	81	19
172218-03160	81	20
172218-03170	81	21
172218-03180	81	22
172218-03190	81	23
172218-03200	81	24
172218-03210	81	25
172218-03240	94	7
172218-03250	81	26
172218-03260	2	54
	3	54
172218-03270	81	27
172218-03280	81	28
172218-03290	2	55
	3	55
172218-03300	82	11
172218-03310	81	29
172218-03320	81	30
172218-03330	81	31
172218-03340	81	32
172218-03350	81	33
172218-03360	81	34
172218-03370	81	35
172218-03380	81	36
172218-03390	81	37
172218-03400	81	38
172218-03410	2	56

Parts No.	Fig. No.	Ref. No.
172218-03410	3	56
172218-03430	4	27
	75	24
	84	29
	85	29
	86	29
	88	1
172218-03450	2	57
	3	57
	4	29
	84	31
	85	31
	86	31
172218-03460	2	58
	3	58
	4	30
	84	32
	85	32
	86	32
172218-03480	2	59
	3	59
	4	31
	84	33
	85	33
	86	33
172218-03490	81	39
172218-03500	81	40
172218-03510	81	41
172218-03520	81	42
172218-03530	82	8
	93	17
172218-03540	82	9
	93	18
172218-03550	82	10
	93	19
172218-03560	76	3
172218-03600	83	7
172218-03640	27	21
172218-03650	10	16
172218-03660	58	3
172218-03670	58	10
172218-03680	57	3
172218-03690	57	4
172218-03701	57	9
172218-03710	10	17
172218-03720	10	18
172218-03770	69	2
	70	2
172218-03780	69	3
	70	3

Parts No.	Fig. No.	Ref. No.
172218-03780	71	3
172218-03790	69	4
	70	4
172218-03800	69	5
	70	5
	71	4
172218-03810	10	19
172218-03840	2	61
	3	61
	4	32
	84	34
	85	34
	86	34
172218-03860	92	5
172218-03870	92	6
172218-03880	75	14
		35
	88	11
172218-03890	75	15
		36
	88	12
172218-03900	75	16
		37
	88	13
172218-03910	10	20
172218-03920	10	21
172218-03930	19	11
	96	17
	97	17
172218-03940	19	12
	96	18
	97	18
172218-03950	2	62
	3	62
	4	33
	84	35
	85	35
	86	35
172218-03960	6	28
172218-03970	82	12
172218-03990	82	17
172218-04020	93	15
172218-04030	93	16
172218-04040	93	20
172218-04050	48	5
	101	6
172218-04060	48	6
	101	7
172218-04070	48	7
	101	8

Parts No. Index

Parts No.	Fig. No.	Ref. No.
172218-04090	94	8
172218-04100	94	9
172218-04110	94	10
172218-04140	81	43
172218-04150	81	44
172218-04160	81	45
172218-04170	10	22
172218-04180	2	64
	3	64
	4	34
	84	36
	85	36
	86	36
172218-04190	2	65
	3	65
	4	35
	84	37
	85	37
	86	37
172218-04200	2	66
	3	66
	4	36
	84	38
	85	38
	86	38
172218-04210	10	23
172218-04220	10	24
172218-04260	13	1
172218-04270	13	2
172218-04280	13	3
172218-04290	13	4
172218-04300	13	5
172218-04310	13	6
172218-04320	13	7
172218-04330	13	8
172218-04340	13	9
172218-04350	13	10
172218-04360	13	11
172218-04370	8	5
	9	6
	87	6
172218-04380	81	46
172218-04390	81	47
172218-04400	81	48
172218-04410	81	49
172218-04420	81	50
172218-04430	81	51
172218-04440	81	52
172218-04450	81	54
172218-04470	102	3

Parts No.	Fig. No.	Ref. No.
172218-04480	7	5
172218-04490	2	67
	3	67
	4	37
	84	39
	85	39
	86	39
172218-04500	1	31
172218-04530	34	16
172218-04630	34	17
172218-04640	82	13
	89	17
172218-04650	82	14
172218-04660	8	6
	9	7
	87	7
172218-04670	2	68
	3	68
172218-04690	75	17
172218-04700	75	18
172218-04730	2	69
	3	69
172218-04740	4	38
	84	40
	85	40
	86	40
172218-04780	31	22
	32	11
	33	7
172218-04800	100	7
172218-04810	100	8
172218-04820	7	6
	8	7
172218-04860	2	70
	3	70
172218-04870	26	31
172218-04880	1	32
172218-04890	89	18
172218-04900	4	39
172218-04950	19	27
	96	34
	97	34
172218-04960	17	17
	34	36
	35	14
172218-04980	82	19
	89	25
172218-05000	2	93
	3	93
	27	33

Parts No.	Fig. No.	Ref. No.
172218-05010	75	21
172218-05030	1	52
	100	12
172218-05040	6	41
172218-05050	37	51
172218-05060	75	22
		40
	88	16
172218-05080	92	9
172218-05090	6	44
	89	29
172218-05120	89	30
172218-05140	24	22
172218-05150	40	45
	94	14
172218-05160	7	12
	8	12
	9	12
	87	12
172218-05170	102	4
172218-05180	6	45
	89	31
172218-05200	89	32
172218-05210	19	35
	96	42
	97	42
172218-05220	81	57
	89	35
172218-05250	89	37
172218-05290	78	1
172218-05300	79	1
172218-05310	80	1
172218-05321	83	1
172218-05330	92	1
172218-05340	101	1
172218-05610	82	15
172218-05620	100	9
172218-05630	100	10
172218-05640	19	14
	96	20
	97	20
172218-05650	19	15
	96	21
	97	21
172218-05660	89	19
172218-05680	89	20
172218-05700	5	29
172218-05720	89	21
172218-05730	89	22
172218-05740	16	9

Parts No.	Fig. No.	Ref. No.
172218-05750	6	32
172218-05760	2	71
	3	71
	4	40
	84	42
	85	42
	86	42
172218-05810	49	2
172218-05820	34	19
	35	15
172218-05870	80	5
172218-05880	89	23
172218-05890	102	1
172218-05900	100	1
172218-05910	89	1
172218-05930	1	1
	48	1
	101	2
172218-05970	10	11
172218-05980	93	31
172218-06230	57	8
	58	9
172218-06250	42	24
172218-06260	42	25
172218-06300	50	9
172218-06310	50	11
172218-06320	50	2
172218-06330	55	5
172218-06350	71	2
172218-06360	36	46
	37	43
	71	1
172218-06370	2	75
	3	75
172218-06380	2	76
	3	76
172218-06390	2	77
	3	77
	4	41
	84	19
	85	19
	86	19
172218-06400	76	5
172218-06411	2	78
	3	78
	76	1
172218-06490	57	7
	58	8
172218-06520	27	23
172218-06550	82	20

Parts No. Index

Parts No.	Fig. No.	Ref. No.
172218-06550	93	35
172218-06580	72	13
172218-06590	76	6
172218-06600	81	13
172218-06610	81	16
172218-06620	81	17
172218-06630	81	9
		10
172218-06640	83	4
172218-06650	1	35
172218-06660	1	39
172218-06670	1	41
172218-06680	1	42
172218-06690	1	43
172218-06700	1	44
172218-06710	1	45
172218-06720	1	46
172218-06730	1	47
172218-06740	1	48
172218-06750	1	49
172218-06760	1	53
172218-06770	1	55
172218-06780	2	81
	3	81
	4	43
	84	44
	85	44
	86	44
172218-06790	2	82
	3	82
	4	44
	84	45
	85	45
	86	45
172218-06800	2	83
	3	83
	4	45
	84	46
	85	46
	86	46
172218-06810	2	84
	3	84
	4	46
	84	47
	85	47
	86	47
172218-06820	2	85
	3	85
	4	47
	84	48

Parts No.	Fig. No.	Ref. No.
172218-06820	85	48
	86	48
172218-06830	2	86
	3	86
172218-06840	2	87
	3	87
172218-06850	2	88
	3	88
172218-06860	4	48
	84	49
	85	49
	86	49
172218-06870	5	33
172218-06880	16	10
172218-06890	16	11
172218-06900	19	24
	96	30
	97	30
172218-06910	19	25
	96	31
	97	31
172218-06920	20	9
172218-06930	20	11
172218-06940	22	52
172218-06950	22	53
172218-06960	22	54
172218-06970	22	55
172218-06980	23	12
172218-06990	23	13
172218-07000	23	14
172218-07010	25	36
	26	40
172218-07020	25	37
	26	41
172218-07030	25	38
	26	42
172218-07040	25	40
	26	44
172218-07050	27	4
172218-07060	27	15
172218-07070	27	31
172218-07080	27	25
172218-07090	27	26
172218-07100	27	27
172218-07110	27	28
172218-07120	27	29
172218-07130	27	30
172218-07140	30	30
	31	33
172218-07150	30	31

Parts No.	Fig. No.	Ref. No.
172218-07150	31	34
172218-07160	30	32
	31	37
172218-07170	30	33
	31	38
172218-07180	31	35
172218-07190	31	36
172218-07200	57	5
172218-07210	57	2
172218-07220	34	26
	57	1
172218-07230	34	29
172218-07240	34	30
172218-07250	34	31
172218-07260	34	32
172218-07270	34	33
172218-07280	34	34
172218-07290	34	35
172218-07300	36	47
172218-07310	36	49
172218-07320	36	56
172218-07330	36	67
172218-07340	37	42
172218-07350	37	46
172218-07360	37	47
172218-07370	40	3
172218-07380	40	29
172218-07390	40	35
172218-07400	40	36
172218-07410	40	37
172218-07420	40	38
172218-07430	42	22
172218-07440	42	23
172218-07450	42	26
172218-07460	45	4
172218-07470	47	11
		20
172218-07480	47	10
172218-07490	47	19
172218-07500	49	1
172218-07510	49	6
172218-07520	49	7
172218-07530	49	8
172218-07540	52	7
172218-07550	53	4
172218-07560	53	2
172218-07570	54	6
172218-07580	54	3
172218-07590	81	58
172218-07600	84	1

Parts No.	Fig. No.	Ref. No.
172218-07600	85	1
	86	1
172218-07610	90	15
172218-07620	90	16
172218-07630	90	17
172218-07640	91	5
172218-07650	91	16
172218-07660	91	17
172218-07670	91	18
172218-07680	93	1
172218-07690	94	11
172218-07700	94	1
172218-07710	96	1
	97	1
172551-00010	2	32
	3	32
	4	14
	84	15
	85	15
	86	15
172551-00040	25	1
	26	1
	27	1
	28	1
	34	1
172551-00060	25	2
	26	2
	31	2
172551-00070	19	1
	26	3
	29	1
	30	2
	31	3
	34	2
	35	1
	36	1
	37	1
	96	2
	97	2
	98	2
172551-00080	24	1
	30	3
	31	4
172551-00090	36	52
	37	2
	40	1
172551-00100	27	2
172551-00120	2	1
	3	1
	4	1

Parts No. Index

Parts No.	Fig. No.	Ref. No.
172551-00120	40	2
	42	1
	46	2
	82	1
	84	2
	85	2
	86	2
	89	2
	90	1
	93	2
	94	2
	99	4
172551-00130	6	1
172551-00140	22	1
	24	3
172551-00150	5	3
	27	5
	29	2
	31	6
	32	1
	33	1
	40	4
	91	1
	98	3
172551-00180	5	4
	10	1
	16	1
	17	1
	34	3
	96	3
	97	3
	100	2
172551-00200	17	2
172551-00220	19	2
	30	4
	31	7
	36	3
	37	4
	96	4
	97	4
172551-00230	5	5
	22	4
172551-00250	6	3
	10	3
	22	6
	40	5
	46	3
	83	2
	89	3
172551-00280	2	2

Parts No.	Fig. No.	Ref. No.
172551-00280	3	2
	89	4
172551-00290	1	2
172551-00320	22	7
	30	5
	31	8
	32	3
172551-00330	27	7
	30	6
	31	9
172551-00340	19	3
	25	46
	26	50
	36	4
	78	2
	96	5
	97	5
172551-00370	37	5
	45	1
172551-00380	27	22
172551-00420	30	7
	31	10
	35	2
	89	5
	94	3
172551-00440	22	8
	24	5
172551-00450	94	4
172551-00490	25	4
	26	5
	27	10
172551-00500	31	12
	32	4
	33	2
172551-00510	2	4
	3	4
	29	3
	32	5
	33	3
	34	5
	91	2
	98	4
172551-00530	66	5
172551-00540	66	6
172551-00550	66	8
172551-00560	66	7
172551-00570	66	10
172551-00580	5	6
172551-00610	1	4
	27	11

Parts No.	Fig. No.	Ref. No.
172551-00610	36	5
	37	6
172551-00620	83	3
	90	2
172551-00650	1	5
172551-00660	66	12
172551-00670	66	11
172551-00680	66	13
172551-00700	25	7
	26	8
172551-00710	66	18
172551-00720	2	5
	3	5
	4	2
	5	8
	40	9
	84	6
	85	6
	86	6
172551-00740	40	10
172551-00760	2	7
	3	7
	4	3
	84	3
	85	3
	86	3
172551-00810	73	6
172551-00820	72	10
	73	12
172551-00840	2	8
	3	8
	4	4
	84	4
	85	4
	86	4
172551-00910	99	2
172551-00920	99	3
172551-00960	36	8
172551-01010	66	19
172551-01020	66	14
172551-01030	58	6
172551-01060	2	9
	3	9
	4	5
	10	5
	22	9
	25	10
	26	11
	28	2
	32	8

Parts No.	Fig. No.	Ref. No.
172551-01060	75	2
		25
	84	5
	85	5
	86	5
	88	2
	89	8
172551-01070	5	11
172551-01090	27	13
172551-01110	6	5
	50	4
172551-01190	27	14
172551-01240	22	11
172551-01270	2	11
	3	11
	22	12
172551-01280	2	13
	3	13
	4	7
	84	8
	85	8
	86	8
172551-01310	22	13
172551-01320	18	3
172551-01330	18	4
172551-01340	18	5
172551-01350	17	7
	96	7
	97	7
172551-01360	17	8
	96	8
	97	8
172551-01370	17	9
	96	9
	97	9
172551-01390	18	6
172551-01400	18	7
172551-01410	17	10
	96	10
	97	10
172551-01420	17	11
	96	11
	97	11
172551-01430	89	9
172551-01460	42	6
172551-01470	42	7
172551-01490	52	4
172551-01500	51	4
172551-01510	51	1
172551-01530	52	3

Parts No. Index

Parts No.	Fig. No.	Ref. No.
172551-01550	52	2
172551-01560	50	7
	53	8
	55	2
172551-01570	48	4
	55	3
	100	4
	101	5
172551-01590	2	14
	3	14
	4	8
	5	17
	39	1
	40	13
	41	1
	75	3
		26
	84	9
	85	9
	86	9
	88	3
172551-01670	75	4
172551-01680	2	15
	3	15
172551-01690	2	16
	3	16
172551-01710	2	17
	3	17
172551-01720	18	8
172551-01730	2	19
	3	19
172551-01740	2	20
	3	20
172551-01750	2	21
	3	21
172551-01780	51	10
172551-01790	51	8
172551-01810	27	17
172551-01831	2	22
	3	22
172551-01840	50	3
172551-01980	40	14
172551-02020	50	8
	55	7
	56	1
172551-02040	55	4
172551-02070	54	2
172551-02080	98	6
172551-02090	25	13
	26	14

Parts No.	Fig. No.	Ref. No.
172551-02090	28	3
	74	1
172551-02100	74	2
172551-02110	74	4
172551-02120	74	3
172551-02130	25	14
	26	15
	28	4
172551-02140	83	11
172551-02150	83	12
172551-02170	23	2
172551-02190	1	15
172551-02260	75	5
		27
	88	4
172551-02270	2	23
	3	23
	4	9
	84	10
	85	10
	86	10
172551-02380	2	25
	3	25
	4	10
	84	11
	85	11
	86	11
172551-02430	4	12
	6	11
	82	3
	84	13
	85	13
	86	13
	89	38
172551-02440	83	13
172551-02480	10	10
172551-02510	22	18
172551-02520	30	14
	31	15
172551-02530	30	15
	31	16
172551-02540	22	19
172551-02550	22	20
172551-02580	75	6
		28
172551-02600	22	22
172551-02780	22	24
172551-02820	93	4
172551-02830	72	11
	73	11

Parts No.	Fig. No.	Ref. No.
172551-02840	72	9
	73	13
172551-02870	6	13
172551-02880	2	36
	3	36
172551-02891	2	37
	3	37
172551-02910	2	42
	3	42
172551-02920	22	26
172551-02940	6	19
172551-02950	22	27
172551-02960	22	28
172551-02970	93	5
172551-02980	22	31
172551-03010	53	5
172551-03040	45	7
172551-03050	42	17
172551-03060	79	3
		15
172551-03070	79	4
		16
172551-03080	93	7
172551-03090	2	49
	3	49
	4	22
	84	24
	85	24
	86	24
172551-03100	93	9
172551-03110	4	28
	84	30
	85	30
	86	30
172551-03120	2	60
	3	60
172551-03140	6	27
172551-03150	93	10
172551-03160	93	11
172551-03180	93	12
172551-03190	93	13
172551-03200	93	14
172551-03210	93	21
172551-04060	44	1
172551-04201	32	12
	66	1
172551-04210	83	14
172551-04680	24	12
172551-04790	39	3
172551-06760	66	17

Parts No.	Fig. No.	Ref. No.
172551-06780	75	19
		38
	88	14
172551-07010	64	3
	65	2
172551-07020	65	3
172551-07030	66	2
172551-07040	66	3
172551-07900	72	4
	73	2
		5
172551-07980	72	12
	73	14
172551-07990	81	53
172551-09410	16	12
	17	14
172551-09440	90	19
172551-09450	2	89
	3	89
	6	39
	46	20
	91	19
172551-09460	19	26
	38	16
	96	32
	97	32
172551-09470	10	25
172551-09510	17	15
	22	57
	40	40
	90	20
172551-09530	10	27
172551-09580	10	29
	17	16
	96	33
	97	33
172551-09600	89	24
172551-09610	5	35
	10	30
	75	20
		39
	80	4
	88	15
172551-09620	29	16
172551-09630	2	90
	3	90
172551-09640	38	18
172551-09660	83	16
172551-09710	92	8
172551-09720	2	91

Parts No. Index

Parts No.	Fig. No.	Ref. No.
172551-09720	3	91
	4	49
	36	71
	84	50
	85	50
	86	50
172551-09750	5	36
172551-09760	32	27
	33	19
	98	21
172551-09780	16	14
	34	37
172551-09790	22	59
172551-09810	22	60
	38	19
172551-09830	6	40
	78	6
172551-09850	10	32
172551-09870	5	38
172551-09880	89	26
172551-09890	10	33
	19	29
	22	61
	96	36
	97	36
172551-09910	19	30
	96	37
	97	37
172551-09920	30	37
	31	42
172551-09940	10	34
172551-10010	2	95
	3	95
	4	51
	5	40
	6	43
	7	10
	8	10
	9	10
	36	61
	37	52
	42	31
	79	13
		25
	84	52
	85	52
	86	52
	87	10
	89	28
172551-10040	38	20

Parts No.	Fig. No.	Ref. No.
172551-10060	2	38
		96
	3	38
		96
	22	63
172551-10100	18	10
172551-10130	46	22
172551-10160	25	44
	26	48
	28	10
172551-10170	83	17
172551-10220	93	25
172551-10230	93	26
172551-10290	19	33
	96	40
	97	40
172551-10300	5	41
	40	46
172551-10320	5	42
	40	47
172551-10330	38	21
172551-10360	40	48
	46	23
	83	19
172551-10370	5	43
	32	30
	33	21
	34	39
	35	16
	36	65
	37	54
	40	49
	81	56
	89	33
	91	21
172551-10380	6	47
172551-10390	5	44
	10	36
172551-10400	2	97
	3	97
	10	37
172551-10410	6	48
172551-10420	46	24
172551-10430	89	36
172551-10440	23	15
	46	25
172551-10470	93	27
172551-10480	2	39
	3	39
172551-10520	22	68

Parts No.	Fig. No.	Ref. No.
172551-10530	22	69
172551-10550	18	11
172551-10590	76	7
172551-10610	93	28
172551-10620	93	29
172551-10630	93	30
172551-10640	93	32
172551-10650	93	33
172551-10660	93	34
172551-11420	30	9
	31	13
172552-00030	34	7
172552-00730	64	2
172552-15220	23	7
172552-16730	25	29
	26	33

Parts No.	Fig. No.	Ref. No.
-----------	----------	----------